

Project Review & Permit Procedures Manual

Version 4.0

December 31, 2020

ODW-2020-01-Project Review & Permit Procedures Manual-12/31/20



Project Review & Permit Procedures Manual

Table of Contents

SUMMARY	5
DISCLAIMER.....	5
REVISIONS SUMMARY.....	5
LIST OF ABBREVIATIONS	9
GLOSSARY OF TERMS	10
CHAPTER 1 - INTRODUCTION.....	11
1. PERMIT PROCESS OVERVIEW.....	11
2. NEW WELLS.....	12
3. PERMIT TYPES	13
CHAPTER 2 - PRELIMINARY ENGINEERING CONFERENCE & REPORT	15
APPENDIX	17
CHAPTER 3 - WATERWORKS BUSINESS OPERATIONS PLAN (WBOP).....	18
1. AUTHORITY.....	18
2. APPLICABILITY	18
2.1. First-Time Owners.....	18
2.2. Previous or Current Owners of Waterworks with Poor Compliance History	18
2.3. Current Waterworks Owners Applying for Funds from the Drinking Water State Revolving Fund (DWSRF).....	19
3. PREPARER'S QUALIFICATIONS.....	19
4. RESOURCES AND ASSISTANCE	19
5. ODW REVIEW PROCEDURES	19
APPENDIX	21
CHAPTER 4 - PROJECT REVIEW.....	22
1. PROJECT TRACKING.....	22
2. REVIEW TIME EXPECTATIONS	22
3. SUBMITTALS.....	22
3.1. Replacement-in-Kind.....	23
3.2. Laboratories	23
3.3. Requirements for certification/sealing work prepared by a licensed Professional Engineer (PE)	23
4. SCOPE AND DETAIL REVIEW	24
5. TECHNICAL REVIEW	25
6. COMMENT LETTERS.....	25
7. PROJECT RETURNS.....	25
8. DESIGN EXCEPTIONS	27
8.1. Procedure	27
8.2. Criteria	28
8.3. Approval and Documentation.....	28
8.4. Tracking.....	28
9. EXEMPTIONS FOR TNC WATERWORKS	28
10. RECORD DRAWINGS (AS-BUILT PLANS).....	29
11. CHANGE ORDERS AND ADDENDA	30

12. SPECIFIC EVALUATION TOPICS.....	31
12.1. DEQ Notification Prior to Well Abandonment.....	31
12.2. Wastewater and Solid Waste Disposal.....	31
12.3. Internal Plant Recycle.....	31
12.4. Distribution Systems.....	32
12.5. AWWA Disinfection Standards.....	32
APPENDIX.....	34
CHAPTER 5 - CONSTRUCTION PERMIT.....	35
1. PERMIT AND DESCRIPTION SHEET OF PROPOSED CONSTRUCTION.....	35
2. PROJECTS APPROVED BY CENTRAL OFFICE.....	35
3. PROJECTS APPROVED BY FIELD OFFICE.....	36
4. CONSTRUCTION PERMIT PROCESSING.....	36
5. WELL DATA.....	37
6. DOCUMENT LABELS.....	38
7. ELECTRONIC PLAN SUBMISSION.....	39
8. EXPIRED CONSTRUCTION PERMITS.....	39
9. COMPLETED CONSTRUCTION PROJECTS.....	39
10. CHANGES TO PROJECTS UNDER CONSTRUCTION.....	40
11. ALTERNATE PROJECT DELIVERY.....	40
APPENDIX.....	42
CHAPTER 6 - NEW OR NONCONVENTIONAL METHODS, PROCESSES, AND EQUIPMENT.....	43
CHAPTER 7 - GENERAL PERMIT & STANDARD SPECIFICATIONS.....	44
1. PROCEDURE.....	44
2. MULTIPLE WATERWORKS WITH SAME OWNER.....	45
3. FIELD OFFICE JURISDICTION.....	45
4. REPORTING AND AUDIT OF LOCAL REVIEW PROGRAMS.....	45
5. EXPIRATION DATE AND REISSUANCE OF GENERAL PERMITS.....	45
6. PROCESSING AND TRACKING GENERAL PERMITS.....	46
APPENDIX.....	48
CHAPTER 8 - OPERATION PERMIT.....	49
1. GENERAL.....	49
2. OPERATION PERMIT PROCESSING AND ROUTING.....	52
3. ENFORCEMENT ISSUES AND INSUFFICIENT DATA FOR CAPACITY DETERMINATION.....	52
4. FORMAT.....	53
5. OPERATION PERMIT NUMBER.....	54
6. OPERATION PERMIT CONDITIONS.....	55
7. WATERWORKS DESCRIPTION SHEET.....	55
8. WHOLESALE AND CONSECUTIVE WATERWORKS.....	57
9. VARIANCES.....	58
10. AMENDED PERMITS.....	58
10.1. Notification.....	59
10.2. Procedures.....	60
10.3. Change in Ownership.....	60
10.4. Existing Operation Permits That Are No Longer Valid.....	61
11. TEMPORARY PERMITS.....	62
12. PERMIT REVOCATION.....	64

APPENDIX	67
CHAPTER 9 - CAPACITY EVALUATION OF WATERWORKS.....	68
1. INTRODUCTION.....	68
2. ESTIMATED DEMAND.....	68
3. GROUNDWATER SOURCES.....	70
3.1. Well Yield and Groundwater Source Capacity.....	70
3.2. Yield Test Requirements – Wells Constructed in the Coastal Plain Region.....	70
3.3. Yield Test Requirements – Wells Constructed in Areas Other than the Coastal Plain Region...	71
3.4. Other Yield Considerations.....	71
4. SPRING SOURCES.....	73
5. SURFACE WATER SOURCES.....	73
5.1. “Safe Yield” and Sustainable Surface Water Capacity.....	73
5.2. Intake Capacity.....	74
6. PURCHASED SUPPLY	74
7. TREATMENT.....	75
8. DELIVERY SYSTEMS.....	75
8.1. Booster Pump Capacity.....	75
8.2. Transfer Pump Capacity.....	77
9. STORAGE.....	78
9.1. Storage Capacity.....	78
9.2. Storage in Wholesale & Consecutive Waterworks.....	78
9.3. Storage: Atmospheric Tanks.....	78
9.4. Storage: Pressure Tanks.....	78
9.5. Storage: Combined Tanks.....	78
10. DESIGN EXCEPTIONS AND PERMIT CAPACITY.....	79
10.1. Storage Design Exceptions.....	79
10.2. Conventional Plant Re-rating.....	79
11. CONCLUSIONS.....	79
11.1. Construction Permits.....	80
11.2. Operation Permits.....	80
12. CALCULATION UNITS.....	81
13. EXAMPLE CALCULATIONS.....	82
Example 1 - Existing TNC – no historical usage data.....	83
Example 2 - Existing TNC – with meter data.....	84
Example 3 - New NTNC.....	86
Example 4 - Existing community.....	88
Example 5 - Existing community.....	90
Example 6 - Existing community.....	91
Example 7 - New community.....	92
Example 8 - Conventional Surface Water Treatment Plant.....	94
Example 9 - Coastal Plain Groundwater Management Area.....	97
Example 10 - Consecutive waterworks.....	98
Example 11 - Storage Capacity justified by hydraulic model.....	100
Example 12 - 4-log virus inactivation.....	101

Summary

This manual provides procedural guidance to the Office of Drinking Water (ODW) staff for the review and approval of design engineering documents and the issuance of all permits, as prescribed in the Waterworks Regulations. It does not include the following subjects, which are covered in these Working Memos¹:

WM 813 – Well Development

WM 896 – Policy for Issuing Operation Permits

WM 902 – Exceptions to Surface Water Treatment Plant Loading Rates

WM 906 – Procedures for Arsenic Removal Treatment Systems

Disclaimer

The purpose of this manual is to provide consolidated guidance on the project review program and permit procedures administered by the Office of Drinking Water as authorized in the Waterworks Regulations. It does not replace the requirements of the Regulations. The Project Review and Permit Procedures Manual is intended for ODW staff use, and should not be provided to the waterworks or consultants in lieu of technical assistance from ODW staff.

Revisions Summary

DATE	DESCRIPTION OF CHANGES
April 4, 2012 (Version 2.0)	Original Issuance
July 16, 2012 (Version 2.1)	<ol style="list-style-type: none">1. Added APPENDIX 4 – Document Management Process2. Added standard language to the engineering description sheet (EDS) for DEQ withdrawal permits.
July 18, 2014 (Version 3.0)	<ol style="list-style-type: none">1. Revised Section 1. Introduction: Eastern Groundwater Management Area has expanded to include new cities and counties.2. Revised Section 2. Preliminary Engineer Conference & Report: Engineers are to submit electronic copies of final PER.3. Revised Section 3. Waterworks Business Operations Plan: Qualifications, Resources and Procedures modified.4. Revised Section 4. Project Review: Added plan review time expectations, electronic plan submittal requirement, and provided clarification for record drawing review requirements.5. Revised Section 5. Construction Permit: Engineers are to submit electronic copies of final plans. “Engineering Description Sheet” has been renamed “Description Sheet of Proposed Construction”. Added new subsection “5.4. Well Data for DEQ”.

¹ These Working Memos will be incorporated into future versions of the Permit Manual.

	<p>6. Revised Section 6. New or Nonconventional Methods, Processes, and Equipment: Temporary Permits will be issued in place of the former Provisional Permits.</p> <p>7. Revised Section 7. General Permits and Standard Specifications: Additional guidance and templates provided.</p> <p>8. Revised Section 8. Operation Permit: Temporary Permits will be issued in place of Provisional Permits. EDS will no longer be an attachment to Operation Permits. The EDS has been replaced with “Operation Permit Conditions”, attached to the Permit. A separate “Waterworks Description Sheet” will be issued.</p> <p>9. Revised Section 9. Capacity Evaluation of Waterworks: ERCs will no longer be utilized in calculations. Additional guidance for estimating water demand provided. Removed alternate 24-hour well yield test procedures. Removed $Q=11.4N^{0.544}$ peak hour equation. Replaced example calculations in subsection 9.11.</p> <p>10. Deleted Appendix 1 – MOU with DEQ</p> <p>11. Revised Appendix 4 (now Appendix 3) – Document Management Process</p> <p>12. Revised Attachment organization and numbering. Revised content of the following Attachments:</p> <ul style="list-style-type: none"> • PER Approval Letter • Operation Permit Transmittal Letter to Owner • Design Exception Memo • Construction Permit • Description Sheet of Proposed Construction • Operation Permit Waterworks Description Sheet (formerly EDS) • Transmittal Checklist – Central Office Files • Transmittal Checklist – Central Office Project Approval • Standard Operation Permit • Memorandum of Understanding for General Permit • Transmittal Checklist Operation Permit • Temporary Operation Permit Requirements <p>13. Added the following new Attachments:</p> <ul style="list-style-type: none"> • Central Office Plan Approval Transmittal Checklist • Temporary Operation Permit • Operation Permit Conditions • Estimated Maximum Daily Water Demand • General Permit & Local Review Audit • General Permit Annual Report • General Permit - Project Summary Report • PEC Meeting Minutes Template
--	---

<p>April 6, 2015 (Version 3.1)</p>	<ol style="list-style-type: none"> 1. Revised Attachment organization and numbering. Revised content of the following Attachments: <ul style="list-style-type: none"> • PER Approval Letter • Scope and Detail Checklist • Design Exception Memo • Record Drawings Approval Letter • Change Order / Addenda Approval Letter • Construction Permit • Transmittal – Central Office Approved Plans • Transmittal – Field Office Approved Plans • General Permit MOU • Operation Permit Conditions • Waterworks Description Sheet • Operation Permit Transmittal Letter 2. Added the following new Attachments <ul style="list-style-type: none"> • Summary of Final Inspection 3. Revised the following: <ul style="list-style-type: none"> • Figure 2 • Figure 4 • Appendix 3. ODW will no longer be scanning engineering plans 4. Revised Section 3. Waterworks Business Operations Plan: Applicability, Qualifications, Resources and Procedures 5. Added Section 5.7 Expired Construction Permits 6. Added Section 5.8 Completed Construction Projects 7. Revised Section 7.6 to provide additional guidance for processing General Permits 8. Revised 8.5 to clarify voluntary treatment specified in Operation Permit Conditions 9. Revised 8.11 to clarify that Temporary Permit Requirements are not to be issued to TNCs for failure to submit a WBOP 10. Revised 8.12 to provide additional guidance for processing Permit Revocations 11. Revised Section 9. Capacity Evaluation of Waterworks as follows: <ol style="list-style-type: none"> a) permit capacity may be limited by Office of Environmental Health Services permit limits, b) removed the 1.8 Safety Factor for wells within 2 GWMA's, c) provided clarification on DEQ's VWP permits, safe yield, and waterworks source capacity, d) revised format of multiple well capacity table, e) added capacity evaluation calculation examples, and f) provided a table of standard calculation units.
<p>January 5, 2016 (Version 3.2)</p>	<ol style="list-style-type: none"> 1. Revised Section 4.8.3 to include field office approval of exceptions for noncommunity well lot plats and dedication documents 2. Revised Section 5.4 to include GW-2 form and "VA Hydro" database/web portal

	<ol style="list-style-type: none"> 3. Added Section 5.10 Alternate Project Delivery 4. Revised Section 8.12 for electronic processing of Permit Revocations 5. Added Attachment A.18 Example Noncommunity Well Lot Plat & Dedication Document Exception 6. Added Attachment A.19 Example of Alternate Delivery Project Construction Permit with Conditions 7. Revised Attachment C.3 Operation Permit Conditions (revised LT1 & LT2 treatment requirements, added treatment options, clarified VDH Sewage Disposal permit inclusion and added Sewage Disposal permit capacity option) 8. Revised Attachment C.5 Waterworks Description Sheet to include options for other VDH permits
<p>December 31, 2020 (Version 4.0)</p>	<ol style="list-style-type: none"> 1. Formatted to conform to 2019 Technical Manual format 2. A short list of PER contents has been added. 3. Procedures for Project Returns have been modified. 4. Field offices have been authorized to issue design exceptions for bentonite grout in lieu of neat cement in wells serving noncommunity waterworks. 5. Procedures for Change Orders and Addenda have been modified. 6. Field offices have been authorized to approve distribution system storage tanks > 1 million gallons capacity. 7. General Permit limits have been extended to 10 years, if after the initial issuance and program audit, the waterworks is found to be in compliance with the MOU. 8. Waterworks Description Sheet content and capacity evaluation requirements clarified. 9. Operation permit revocation procedures have been changed. A “Change of ownership” agreement form and transmittal letter have been added. 10. All permit processing procedures have been updated to reflect field office delegation of authority. 11. Replaced single Waterworks Permit Application with separate Waterworks Construction Permit Application and Waterworks Operation Permit Application for Existing Facilities.

List of Abbreviations

AWWA	American Water Works Association
Board	State Board of Health
Commissioner	State Health Commissioner
DCLS	Virginia Department of General Services, Division of Consolidated Laboratory Services,
DEQ	Virginia Department of Environmental Quality
DPOR	Virginia Department of Professional and Occupational Regulation
DWSRF	Drinking Water State Revolving Loan Fund
EPA	Environmental Protection Agency
FO	Field Office
GUDI	Groundwater Under the Direct Influence of Surface Water
GWMA	Groundwater Management Area
MOU	Memorandum of Understanding
NTNC	Nontransient, Noncommunity Waterworks
ODW	Office of Drinking Water
PDF	Portable Document Format
PE	Licensed Professional Engineer
PEC	Preliminary Engineering Conference
PER	Preliminary Engineering Report
PF	Peaking Factor
PWS	Public Water System
PWSID	Public Water System Identification Number
Regulations	<i>Waterworks Regulations, 12VAC5-590-10 et seq.</i>
S&D	Scope and Detail Review
SDWIS	Safe Drinking Water Information System
SF	Safety Factor
TNC	Transient Noncommunity Waterworks
VAC	Virginia Administrative Code
Va. Code	<i>Code of Virginia</i>
VDH	Virginia Department of Health
VWP	Virginia Water Protection (Permit)
WBOP	Waterworks Business Operations Plan
WDS	Waterworks Description Sheet
WM	Working Memo

Glossary of Terms

Community Waterworks	Defined in the Regulations as "...a waterworks that serves at least 15 service connections used by year-round residents or regularly serves at least 25 year-round residents."
Consecutive Waterworks	A waterworks that has no water production or source facility of its own and that obtains all of its water from another permitted waterworks or receives some or all of its finished water from one or more wholesale waterworks. Delivery may be through a direct connection or through the distribution system of one or more consecutive waterworks. 12VAC5-590-10.
Exception	Defined in the Regulations as "...an approved deviation from a "shall" criteria contained in Part III (12VAC5-590-640 et seq.) of this chapter."
Design Engineer	For the purposes of this document, the term "design engineer" is used to describe an agent of the waterworks, or proposed waterworks, owner responsible for the engineering of the waterworks or modifications of the waterworks.
Nontransient Noncommunity Waterworks	Defined in the Regulations as "...a waterworks that is not a community waterworks and that regularly serves at least 25 of the same persons over six months out of the year. When used in the context of an NTNC, "regularly serves" means four or more hours per day, for four or more days per week, for 26 or more weeks per year."
Owner	Defined by Va. Code § 32.1-167 and 12VAC5-590-10. as "an individual, group of individuals, partnerships, firm, association, institution, corporations, governmental entity, or the federal government, that supplies or proposes to supply water to any person within [the] Commonwealth from or by means of any waterworks."
Transient Noncommunity Waterworks (TNC)	Defined in the Regulations as "a noncommunity waterworks that is not a nontransient noncommunity waterworks. A TNC serves at least 25 persons daily for at least 60 days out of the year."
Wholesale Waterworks	A waterworks that treats source water as necessary to produce finished water and then delivers some or all of that finished water to another waterworks. Delivery may be through a direct connection or through the distribution system of one or more consecutive waterworks. 12VAC5-590-10.
Waterworks	In Virginia, a "waterworks" is defined in the Public Water Supplies Law as "a system that serves piped water for human consumption to at least 15 service connections or 25 or more individuals for at least 60 days out of the year." Va. Code § 32.1-167. The definition includes "all structures, equipment, and appurtenances used in the storage, collection, purification, treatment, and distribution of pure water except the piping and fixtures inside the building where such water is delivered."

Chapter 1 - Introduction

1. Permit Process Overview

In Virginia, the Public Water Supplies Law, *Code of Virginia* (Va. Code) §§ 32.1-167 through 32.1-176, defines a “waterworks” as “a system that serves piped water for human consumption to at least 15 service connections or 25 or more individuals for at least 60 days out of the year.” The definition includes “all structures, equipment, and appurtenances used in the storage, collection, purification, treatment, and distribution of pure water except the piping and fixtures inside the building where such water is delivered.” Va. Code § 32.1-167. All waterworks are required to have a written permit from the State Health Commissioner (Commissioner)(Va. Code § 32.1-172, 12VAC5-590-190) unless exempted because a waterworks meets all four of the conditions specified in Va. Code § 32.1-168, or construction involves the extension of water distribution piping having a diameter of 8 inches or less and serving less than 15 equivalent residential connections. Va. Code § 32.1-172 A.

The *Waterworks Regulations* (Regulations), 12VAC5-590-10 *et seq.*, include requirements and procedures for the issuance of permits required by the Public Water Supplies Law. 12VAC5-590-200, requires an owner or authorized agent to submit an application for a permit from the Virginia Department of Health (VDH) to establish, construct, expand, modify, and/or operate a waterworks or water supply. The permitting process includes the following steps:

1. Completion of a Preliminary Engineering Conference (PEC)
2. Submittal and approval of a Waterworks Business Operations Plan (WBOP)
3. Submittal and approval of a Preliminary Engineering Report (PER)
4. Submittal of a Permit Application
5. Submittal, review and approval of Final Plans, Specifications, and Design Criteria
6. Issuance of a Construction Permit
7. Final inspection of construction by ODW
8. Issuance of a new or amended Operation Permit

However, not every applicant will be required to go through each of the eight steps identified above to receive an Operation Permit.

There is a permit application form for construction of a new waterworks or the modification of an existing waterworks (See PM-C5-Attachment 7).

There is a separate permit application form for change of ownership of an existing waterworks (See PM-C8-Attachment 13). The application form and instructions, which are posted on the Office of Drinking Water’s (ODW) external webpage, can be filled out on-line and printed, signed, and submitted to VDH. VDH requires a signed copy of the application for a waterworks’ official file at the appropriate ODW field office. A printout or digitally signed PDF file of a completed electronic application satisfies this requirement.

There is also a separate permit application form for existing facilities to apply for an Operation Permit (See PM-C8-Attachment 15). This application includes questions that will aid field staff in determining whether the facility meets the definition of a waterworks.

2. New Wells

If a new well source is proposed, the field office² will require the following two steps in addition to those listed above (see 12VAC5-590-280, -840 and [Working Memo 813](#)):

1. Well Site Approval
2. Well Construction

Field office staff should refer owners or engineers considering the construction of a new well to ODW's "Handbook for Developing a Public Water Supply Well" located at: <http://www.vdh.virginia.gov/content/uploads/sites/14/2016/07/Attachment-1-Well-Development-Handbook.rev-8-23-16.pdf>

The Department of Environmental Quality (DEQ) manages groundwater through a program regulating the withdrawals of groundwater in certain designated areas called Groundwater Management Areas (GWMA). See Va. Code §§ 62.1-254 to 270. In a designated GWMA, 9 VAC25-610-40 specifies that no person shall withdraw, attempt to withdraw, or allow the withdrawal of groundwater, except as authorized pursuant to a groundwater withdrawal permit, or as excluded in 9VAC25-610-50. Withdrawals of less than 300,000 gallons per month do not require a Groundwater Withdrawal Permit. 9VAC25-610-50. There are presently two Groundwater Management Areas in Virginia, per 9VAC25-600-20:

1. Eastern Shore: Counties of Accomack and Northampton;
2. Eastern Virginia: Counties of Charles City, Essex, Gloucester, Isle of Wight, James City, King George, King and Queen, King William, Lancaster, Mathews, Middlesex, New Kent, Northumberland, Prince George, Richmond, Southampton, Surry, Sussex, Westmoreland, and York; the areas of Caroline, Chesterfield, Fairfax, Hanover, Henrico, Prince William, Spotsylvania, and Stafford counties east of Interstate 95; and the cities of Chesapeake, Franklin, Hampton, Hopewell, Newport News, Norfolk, Poquoson, Portsmouth, Suffolk, Virginia Beach, and Williamsburg.

A "withdrawal system" is defined in DEQ's Groundwater Withdrawal Regulations (9VAC5-25-610-10) as follows:

"Withdrawal system" means (i) one or more wells or withdrawal points located on the same or contiguous properties under common ownership for which the withdrawal is applied to

² Unless specified otherwise, references to the "central office" or "field office" refer to ODW's central office in Richmond Virginia and six regional field offices in Norfolk, Richmond, Culpeper, Lexington, Danville, and Abingdon.

the same beneficial use or (ii) two or more connected wells or withdrawal points which are under common ownership but are not necessarily located on contiguous properties.”

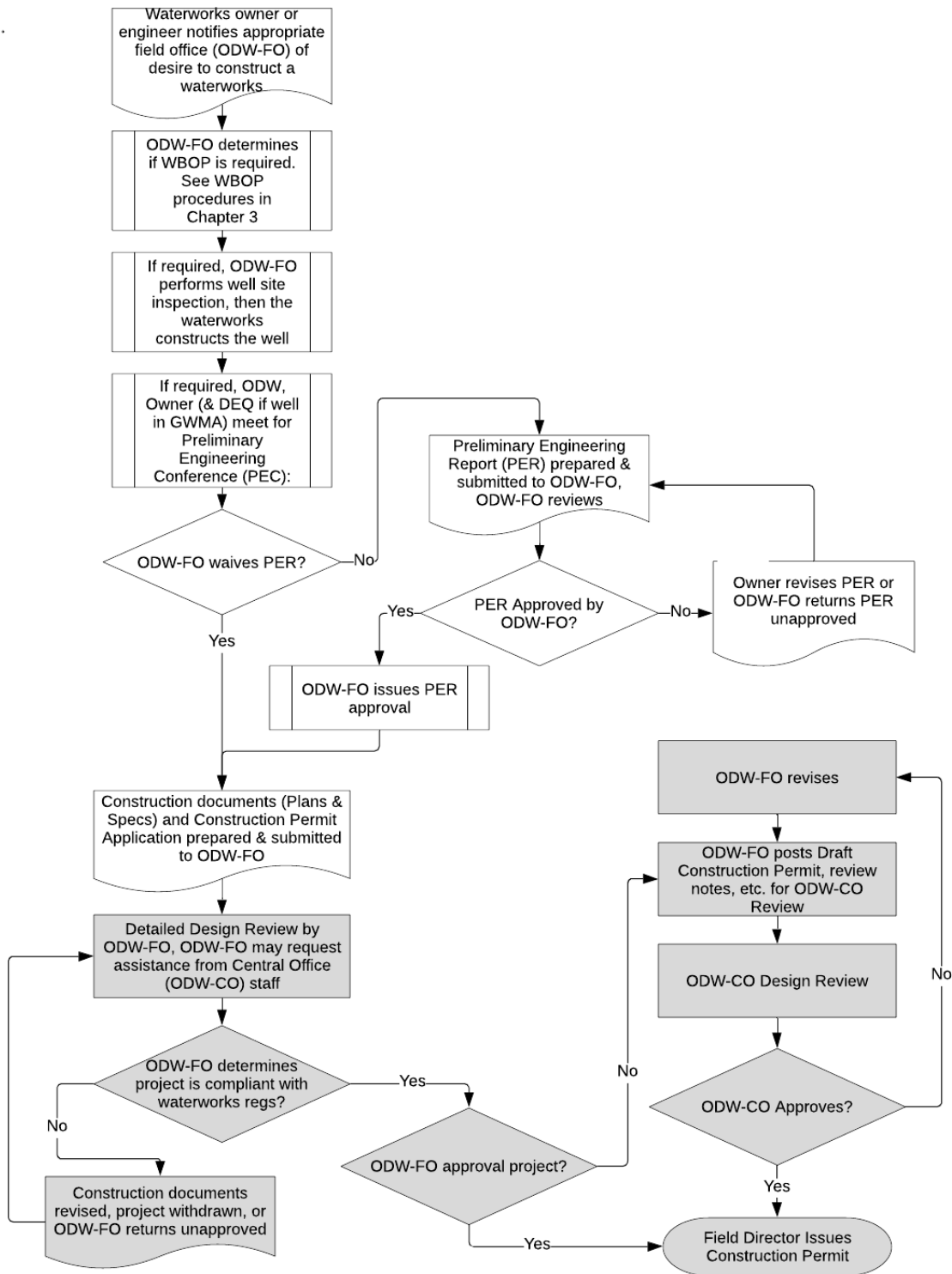
If a Groundwater Withdrawal Permit is required, the waterworks owner should obtain a draft permit from DEQ *prior to* constructing the well. DEQ may require specific construction features if a well is drilled through multiple aquifers (typical of the Coastal Plain region). Also, DEQ’s Aquifer Test Plan differs from the well yield and drawdown testing typically required by ODW. The waterworks should consult DEQ to determine what construction and testing requirements will apply before drilling and developing a public water supply well.

More information on DEQ water withdrawal permitting and Groundwater Management Areas can be found on the DEQ Water Withdrawal website here: <https://www.deq.virginia.gov/permits-regulations/permits/water/water-withdrawal>

3. Permit Types

ODW issues four types of permits, summarized in the following table. A further description of these permits, the purpose of each, and their attachments is provided in this manual.

PERMIT	ATTACHMENTS	CHAPTER
Construction	Description Sheet of Proposed Construction (not required for some projects)	5
General (Local Review Program for construction of water distribution mains)	Memorandum of Understanding with ODW	7
Operation – Standard	Operation Permit Conditions. May also have Variance or Exemption	8
Operation – Temporary	Operation Permit Conditions, Temporary Operation Permit Requirements. May also have Variance or Exemption	8, Section 11



Flow Chart. Construction Permit Issuance Process (See Chapter 5, Section 4 for more details on Construction Permit processing)

Chapter 2 - Preliminary Engineering Conference & Report

The Preliminary Engineering Conference (PEC) is a feasibility discussion that establishes the project's direction and scope for construction of a new waterworks or modification or expansion of an existing waterworks. Field office staff may discuss the following elements with the applicant and design engineer³ at the PEC:

1. Service description and water demand;
2. Estimated construction development time frame and completion date;
3. Alternatives considered;
4. Issues related to the source of supply, *e.g.*, for wells: located in a GWMA, located in karst terrain, well development procedures, anticipated treatment needs, etc.;
5. Construction of storage and distribution facilities;
6. Permits and authorizations required from DEQ for surface or ground water withdrawal, treatment process wastewater discharge and/or disposal;
7. Proposed treatment processes to meet water quality standards;
8. Complex hydraulics;
9. Any potential design exceptions to the Regulations;
10. Future/anticipated monitoring and reporting requirements; and
11. Operator requirements.

For prospective owners who intend to purchase an existing waterworks or develop a new one, as well as owners who are proposing an expansion or modification to an existing waterworks, field office staff should also review the owner's ongoing responsibilities and regulatory requirements after operation commences, including monitoring, reporting, operator requirements, etc. At this stage, it may be useful to review a draft Waterworks Business Operations Plan (WBOP) for new waterworks owners (covered in Chapter 3). An example PEC meeting minutes template is in PM-C2-Attachment 1.

A Preliminary Engineering Report (PER) is normally required by the ODW field office for projects involving:

1. Treatment processes (other than simple chemical solution feeders);
2. Pumping;
3. Storage;
4. Distribution system expansions or modifications that have the potential to result in exceeding 80% of a waterworks' permitted capacity or negatively impacting distribution system pressures; and
5. Receipt of Drinking Water State Revolving Funds (DWSRF).

The field office will coordinate with the central office on a PER that includes innovative/alternative technology or design exceptions to the Regulations. ODW requires a minimum of one paper copy of the PER and an electronic PDF file of the final report. Upon approval, the field office will stamp the report approved and retain it in the field office records. If central office coordination

³ For the purposes of this document, the term "design engineer" is used to describe an agent of the waterworks owner responsible for the engineering of the waterworks or modifications of the waterworks.

will be required for the project, the field office will forward an electronic copy of the final PER to the Division of Technical Services following field office approval. Field office staff will utilize the template for an approval letter for a PER in PM-C2-Attachment 2.

The field director has the discretion of waiving the requirement for a PER. This would be appropriate when the project consists of only simple additions or modifications that do not require analysis to determine the impact on the ability of the waterworks to comply with the Regulations and the proposed project design concept is typical and does not need analysis or further justification. Field office staff will provide appropriate justification and document such decision to waive the PER in the project review notes, memo to the files or on the Scope and Detail checklist (PM-C4-Attachment 1).

Appendix

Attachments are located at: <\\odwsrv1\odwshare\13-Manuals\02-Permit Manual>

PM-C2-Attachment 1- PEC Meeting Minute Template

PM-C2-Attachment 2- PER Approval Letter

Chapter 3 - Waterworks Business Operations Plan (WBOP)

1. Authority

The requirement for a waterworks to complete a WBOP is established in Va. Code § 32.1-172 B, which states that an application for a permit "...shall include a comprehensive business plan detailing the technical, managerial, and financial commitments to be made by the owner in order to assure that system performance requirements for providing the water supply will be met over the long term." Section 32.1-172 B further states that the State Board of Health (Board) "may require the submission of a business plan by those existing waterworks that have demonstrated significant noncompliance with the Waterworks Regulations." The term "comprehensive business plan" is synonymous with "Waterworks Business Operations Plan" and ODW acts on behalf of the Board to implement the Public Water Supplies Law.

The field office may waive the WBOP portion of the application if an applicant has "demonstrated a history of acceptable compliance with waterworks regulations." Va. Code § 32.1-172 B. "Acceptable compliance" is not defined in the Public Water Supplies law or Regulations and it is up to the discretion of the field director to determine, with the assistance of the central office if necessary.

2. Applicability

Field directors, based on field staff recommendations, determine if a waterworks owner is required to submit a WBOP pursuant to Va. Code § 32.1-172. Under the following circumstances, field directors will generally require waterworks owners to submit a WBOP:

2.1. First-Time Owners

ODW requires first-time owners of any new or existing waterworks to submit a WBOP. This also applies to transient noncommunity (TNC) waterworks owners because they generally need technical assistance to understand their obligations. These owners must recognize themselves as waterworks owners, understand the operational requirements of the Regulations, and have a budget (or reserve account) in place to cover the waterworks' expenses.

2.2. Previous or Current Owners of Waterworks with Poor Compliance History

ODW requires any previous owner of a waterworks that the field director has identified as "chronically noncompliant"⁴ to complete a WBOP when acquiring another waterworks. The field office will notify the owner of the requirement to complete a WBOP during the permit application process.

⁴ "Chronically noncompliant" is defined at Va. Code §32.1—167 and 12VAC5-590-125 as a waterworks that is unable to provide pure water for any of the following reasons: (i) the waterworks' record of performance demonstrates that it can no longer be depended upon to furnish pure water to the persons served; (ii) the owner has inadequate technical, financial, or managerial capacity to furnish pure water to the persons served; (iii) the owner has failed to comply with an order issued by the Board or Commissioner pursuant to § [32.1-26](#) or [32.1-175.01](#); (iv) the owner has abandoned the waterworks and has discontinued supplying pure water to the persons served; or (v) the owner is subject to a forfeiture order pursuant to § [32.1-174.1](#).

ODW may also require a WBOP from the current owner of an existing waterworks that the field office director has identified as being chronically noncompliant. This will typically be part of an enforcement order issued by the Commissioner, and NOT part of the permit process.

2.3. Current Waterworks Owners Applying for Funds from the Drinking Water State Revolving Fund (DWSRF)

ODW may require applicants for DWSRF support to complete a WBOP or update an existing plan prior to receiving funds from the DWSRF. ODW DWSRF staff may request that field office staff review the DWSRF applications to make this recommendation. Capacity Development Division staff may also make this recommendation based upon their review of DWSRF applications. The determination should be based on a satisfactory history of compliance, and consistently good operation and maintenance practices. A review of the owner's financial capacity is also needed, and will likely require assistance from the Capacity Development Division and/or DWSRF staff. The financial review should include, but is not limited to, review of financial credit ratios, established reserve funds, and properly set rates.

3. Preparer's Qualifications

In order to meet the intent and purpose of the WBOP, the plan should be prepared by skilled individuals who are knowledgeable in sound business practices as well as the complexity of waterworks business operations. ODW staff, providing technical assistance, may provide guidance to waterworks owners as they prepare the WBOP. The waterworks owner is ultimately responsible for the preparation, accuracy, and final certification of the WBOP. However, the owner may seek advice and counsel from others having the appropriate business skills, knowledge, and expertise in waterworks operations.

4. Resources and Assistance

WBOP resources for the three waterworks types (community, nontransient noncommunity (NTNC), and TNC) consist of handbooks, templates, worksheets, and related information. WBOP preparers should use the appropriate resources to develop the submittal for review and acceptance by the field office. Resource are located at <http://www.vdh.virginia.gov/drinking-water/capacity-development/waterworks-business-operations-plan/> and a WBOP review guide is located at \\odwsrv1\odwshare\01-Central Office\180-Capacity Development\06 - Waterworks Business Operations Plan\WBOP Community Staff Review Guide_FINAL_June 2016.pdf

Field office staff should provide technical assistance to direct waterworks to resource materials. Field office staff typically offer this assistance during the PEC with prospective waterworks owners. Field office staff may also recommend that the waterworks owners seek one-on-one technical assistance from Capacity Development Division staff.

5. ODW Review Procedures

Review of the technical, managerial, and financial portions of the WBOP is required for every WBOP submitted in accordance with Va. Code § 32.1-172. Capacity Development Division staff are available to assist field office staff in reviewing the WBOP.

Field offices will return WBOPs that are incorrect, incomplete, or fail to demonstrate acceptable technical, managerial, and financial capacities to the owner/preparer for revision.

If a new community waterworks owner fails to submit an acceptable WBOP, one condition of a Temporary Operation Permit can be the requirement to submit a WBOP. ODW will not issue Temporary Operation Permits to a TNC or NTNC waterworks based solely on failure to submit a WBOP.

Field office staff will utilize PM-C3-Attachment 1 – WBOP Acceptance Letter to notify the waterworks owner when the field office determines that a WBOP is acceptable. Field office staff will then notify the directors of the Capacity Development Division and the DWSRF program, and save as scan of the signed document to [\\odwsrv1\odwshare\08-Documents and Data Files\809-Waterworks Business Operation Plans](#) using a file naming format of PWSID_WBOP_AP_YYYY_DD_MM.pdf. Field office staff will also enter the WBOP acceptance date into SDWIS in accordance with the ODW SDWIS Manual.

Appendix

Attachments are located at: <\\odwsrv1\odwshare\13-Manuals\02-Permit Manual>

PM-C3-Attachment 1- WBOP Acceptance Letter

Chapter 4 - Project Review

1. Project Tracking

ODW staff will use the project tracking database, PTLLog, to account for all activities related to the handling of reports, plans, specifications, addenda, and change orders. ODW staff will enter projects into PTLLog immediately upon receipt of documents, and update the system as actions are taken. The PTLLog Manual is located at: <\\odwsrv1\odwshare\03-Memos\301-Active Working Memos\301.02-Forms Letters Manuals\WM793- PTLLOG>

2. Review Time Expectations

ODW staff will make every effort to review plans and submittals within a reasonable time. 12VAC5-590-210, states “All reports, plans, specifications shall be submitted to the field office at least 60 days prior to the date upon which action by the division is desired.” This implies that ODW will respond to submittals within 60 calendar days. Although the complexity of proposed projects and the available staff resources may prove the 60-day response time to be challenging or unattainable, every effort shall be made to meet this time frame.

PTLog determines a Priority status for each active project. Any new or revised submittal that has not had ODW staff action taken within 60 days will be assigned Priority 1 status. If a project is assigned a Priority 1 status, the comment section in PTLLog must be completed by ODW staff to include dates indicating when ODW staff comments or approval are expected to be made to the permit applicant. Additional information that explains the review delay may also be included in the comment section.

3. Submittals

Construction permit application: A construction permit application must be completed and submitted to the ODW field office prior to the review of engineering documents for a construction permit. Applicants can download the application from the ODW webpage at: <https://www.vdh.virginia.gov/drinking-water/permits-and-design/>

Engineering reports submitted to ODW for review and approval may include: Demonstration Studies, Treatability Studies, Alternative Design Evaluations, and Preliminary Engineering Reports. ODW requires one paper copy and one electronic PDF file of the final approved report.

Construction drawings, record drawing, and specifications: ODW requires one set of paper documents for initial review. For final approval, ODW requires one set of paper documents and an electronic PDF file of the final approved drawings and specifications. The process for document processing is presented in Appendix 3.

Change orders and addenda: ODW requires one set of paper documents for initial review. For final approval, ODW requires one set of paper documents and an electronic PDF file of the final approved plan sheets.

Final design calculations, design memoranda, and hydraulic analyses (computer model simulations) may be provided by the design engineer with the construction plans and specifications. ODW requires one paper copy and an electronic PDF file of the final approved report.

Waterworks, particularly privately-owned ones, may not always bid a project. Instead, the owner may pre-purchase equipment and include the manufacturer's literature (such as data sheets and shop drawings) in place of specifications and detailed drawings. The submittal must have sufficient detail that the contractor can construct the project and ODW can determine if the project complies with the requirements in Part III of the Regulations. ODW requires that these be submitted together as a bound document, with the cover sheet sealed, signed and dated by a licensed professional engineer.

3.1. Replacement-in-Kind

ODW does not generally require submission of design documents for approval of maintenance activities and "replacement-in-kind" items. Some examples include, replacing a 1,000 gallon pressure tank with another 1,000 gallon pressure tank of the same dimensions, replacing a chemical metering pump with a chemical metering pump of equal or greater capacity, or replacing a 2-inch water main with a 2-inch water main in the same street. Replacement items must comply with all requirements of Part III of the Regulations.

3.2. Laboratories

ODW requires submission of plans and specifications for the construction of a chemistry or biological laboratory at a waterworks. However, the ODW does not issue a Construction Permit if the laboratory is a separate project. If the laboratory is a separate project, field office staff will review the plans and specifications for conformance with 12VAC5-590-760, and notify the owner of any comments or notify the owner that ODW does not have any comments. When the laboratory is included in the construction documents for a new / upgraded / modified waterworks, field office staff will review this portion of the project for conformance with 12VAC5-590-760 and will require revisions if necessary prior to issuance of a construction permit. ODW staff will advise the owner and engineer that the Department of General Services, Division of Consolidated Laboratory Services certifies laboratories performing drinking water testing for microbiological and/or chemistry parameters for compliance with federal and state Safe Drinking Water Program (SDWP) requirements. ODW accepts data for SDWP compliance from laboratories either certified under 1VAC30-41 or accredited under 1VAC30-46.

3.3. Requirements for certification/sealing work prepared by a licensed Professional Engineer (PE)

In accordance with Va. Code § 54.1-410 B, ODW is required to ensure that plans, specifications or calculations prepared in connection with water treatment and distribution systems be prepared by a professional engineer licensed or authorized pursuant to Chapter 4 (§ 54.1-400 *et seq.*) of Title 54.1 of the Code of Virginia. The Board for Architects, Professional Engineers, Land Surveyors, Certified Interior Designers and Landscape Architects (APELSCIDLA) is responsible for promulgating and regulations for licensure. The Department of Professional and Occupational Regulation (DPOR) serves as staff to the APELSCIDLA Board.

The APELSCIDLA Board has issued regulations which call for all final documents prepared by a licensed professional to carry that person's seal (18 VAC 10-20-760 B).

ODW requires that electronic PDF documents submitted bear the Professional Engineer's digital signature.

Plans and specifications:

In specific reference to the requirement for a PE seal, ODW will process the plans and specifications only if the cover sheets to all plans and specifications bear an "original" seal and signature, and are dated. The remaining plan sheets need only have facsimiles of the seal, signature, and date. ODW requires that any plan sheets prepared by a PE, who is not the PE sealing the cover sheet, must bear facsimiles (as a minimum) of the seal and signature of that engineer.

Addenda:

ODW requires submission of plans and specifications addenda must bear an "original seal", signature and date, or the transmittal letter must be dated and signed by the PE.

Change Orders:

ODW does not require a seal for change orders, but a PE's signature is required. ODW may review and approve change orders that have not been executed (signed by representatives of the owner and contractor) if the field office confirms that the owner supports the change order through communication with the owner.

Technical Reports and Other Documents:

The cover sheet of all Preliminary Engineering Reports shall bear an "original" PE seal, signature, and date. Other documents which are not engineering documents, such as compliance sampling reports, do not have to be prepared by or bear the seal of a PE.

Land surveyors:

Va, Code § 54.1-408 authorizes land surveyors to prepare plans and profiles for (among other things) sanitary sewer extensions and waterline extensions, but only for subdivisions, site plans, and development work. Va. Code § 54.1-408 does specifically prohibit land surveyors from engaging in the design of pressure hydraulic systems, and states that the allowed work must involve the use and application of standards prescribed by local and state authorities.

Based on guidance received from staff of the Office of the Attorney General, surveyors who were licensed under the prior law, former Va. Code §54-17.1(3)(b), or who have passed the appropriate exam given by APELSCIDLA may lay out the routing of a waterline on plans, but may not select the size or materials for that waterline. This work must be performed by a PE. ODW will accept plans and specifications for waterlines prepared by a licensed surveyor, as long as they are accompanied by hydraulic calculations (covering size and material selection) prepared and stamped by a PE.

4. Scope and Detail Review

Field staff will perform a Scope and Detail (S&D) review for all plans and specifications submitted for review within 10 calendar days of receipt of submittal. A S&D review is not required for engineering reports, addenda, record drawings, or change orders. The form for the S&D review is located in PM-C4-Attachment 1.

If a “NO” response is given for any of the items⁵ listed on the S&D review checklist, the project becomes a technical “Return”, and ODW staff will update PTLLog with this information. Field office staff send a return letter (see PM-C4-Attachment 2) to the design engineer, with a copy to the project owner and funding agency, if appropriate. Project documents may be included with the return letter, or held for later review when required submittals are received by the field office.

The field office may use discretion in the decision to return plans or to proceed with the technical review and include scope and detail deficiencies in the first comment letter (such as a missing application). This needs to be justified and documented by the field office.

5. Technical Review

All reviews shall include clear, detailed notes and relevant calculations. ODW staff will check all engineering calculations critical to the process, including critical volumes, detention times, pump selection calculations and hydraulics. At a minimum, the proposed design must comply with the design criteria in Part III of the Regulations. Field offices will save notes and relevant calculations in the agency records for the waterworks in addition to the plans and specifications.

ODW will not approve water line extensions, etc. unless there is sufficient source capacity. If there is insufficient source capacity, ODW staff should return the project unapproved, with a statement that it may be resubmitted with documented provision of adequate source capacity in compliance with Part III of the Regulations.

6. Comment Letters

Upon completion of the review, ODW staff will send comments on the design in writing, with a copy to the owner and funding agency, if identified. The comments should include a request for a response within 30 days. ODW staff should clearly identify comments as requirements or recommendations. A comment letter template is located in PM-C4-Attachment 3. ODW staff may also call the design engineer to discuss the comments and ensure that the design engineer understands what actions are necessary to obtain a Construction Permit.

7. Project Returns

If the permit applicant or design engineer does not address review comments within 30 days of the date of the comment letter, the following process should be followed by field staff until the review comments are addressed or a written request to delay the project is received.

1. Field staff will contact both the permit applicant and design engineer by telephone, email, or letter to request that, within 15 days, the permit applicant or engineer submit a written response and revisions, as appropriate, or a written request to delay the project review for a specific time period.
2. If the permit applicant or engineer does not respond to ODW within 15 days after the attempt to follow-up with both of them, the district engineer may contact the permit applicant and engineer again by telephone, email, or letter to request that, within 15 days,

⁵ Other than “permissions”.

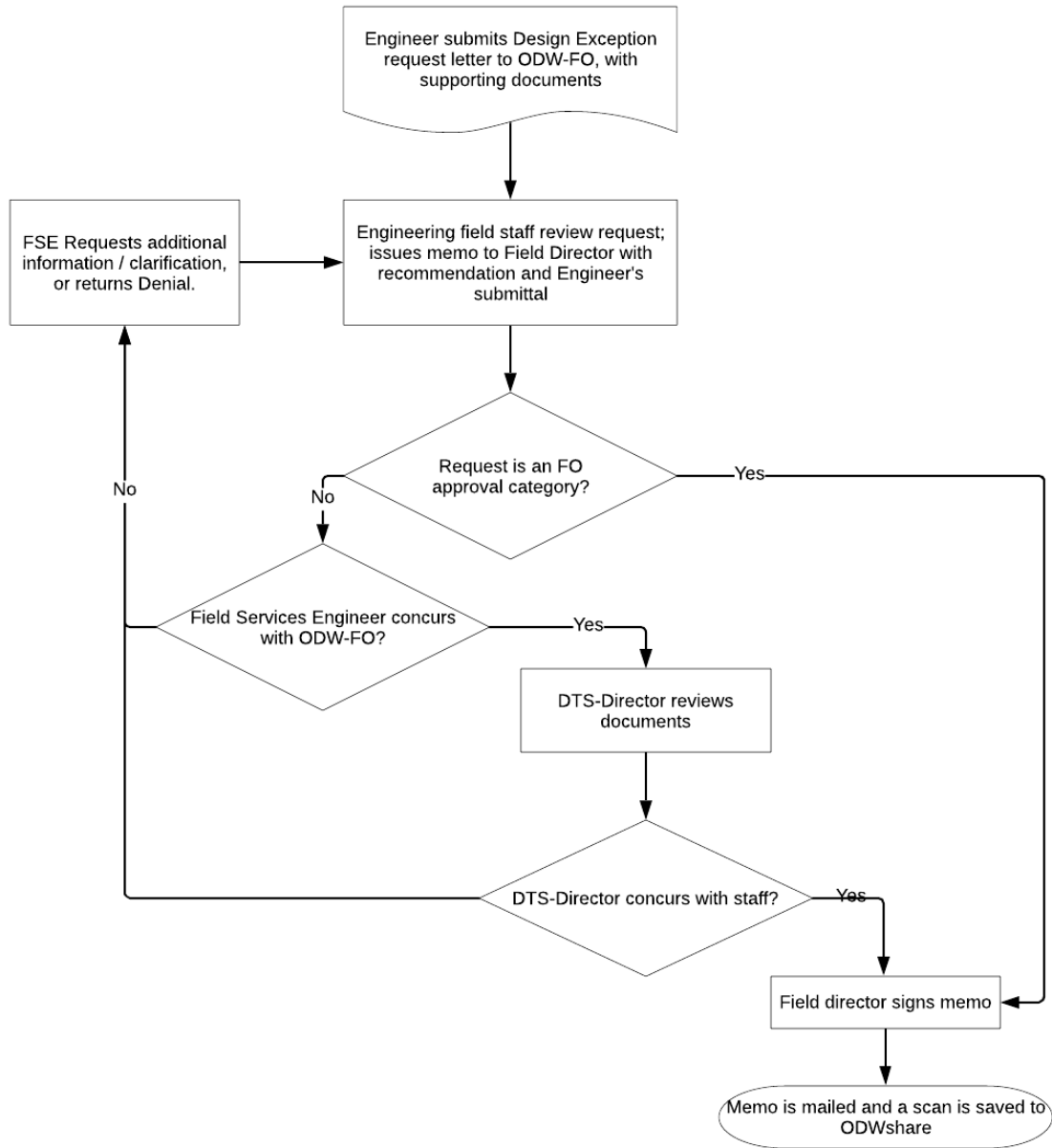
the permit applicant or engineer submit a written response and revisions, as appropriate, or a written request to delay the project review for a specific time period.

3. If the permit applicant or engineer does not respond to ODW within 120 days of the issuance of the comment letter, the district engineer will mail the permit applicant and engineer a "Project Return Letter". The district engineer may choose to return the project documents with this letter. Use the Project Return letter template provided in PM-C4-Attachment 4. The district engineer is to document this in the status section of PTLog as "Disapproved/Returned (R)".
4. If the district engineer receives a written response to delay the project for a specific time period and the district engineer approves this request, the district engineer will notify the permit applicant and engineer by telephone, email, or letter, and the hold status and end date will be noted on the "comments" section of the PTLog record. In this case, the district engineer will not proceed with the project return process unless a response is not received within the specified time period.

8. Design Exceptions

8.1. Procedure

Field office staff follow the procedure for evaluating a design exception request depicted in the following schematic:



Flow Chart. Design Exception Approval / Denial Process

8.2. Criteria

“Exception” is defined in the Regulations as “...an approved deviation from a “shall” criteria contained in Part III (12VAC5-590-640 et seq.) of this chapter.” ODW may grant certain exceptions if the design engineer provides adequate justification, and the resulting nonconformity will not affect the waterworks ability to comply with the requirements for reliability specified in Part II (Operation Regulations for Waterworks) of the Regulations.

8.3. Approval and Documentation

Where exceptions are specifically allowed in the Regulations (i.e., Part IV of the Regulations), ODW does not require an applicant to submit a formal Design Exception Request (described subsequently), provided that the design engineer submits the supporting documentation/evaluation as prescribed in the Regulations to the field office with the design submittal.

ODW documents all other design exceptions as follows:

1. Central office approval - The field office provides a Design Exception Request memorandum to the central office using the form in PM-C4-Attachment 5. Field office staff will submit the request at the earliest possible time in the project review process (preferably at the PEC or PER stage), to allow the design engineer sufficient time to incorporate the Division of Technical Services director’s decision into the final design.
2. Field office approval – The central office delegates the following types of design exceptions to the field office:
 - a. Air backwash of gravity filters in lieu of surface wash
 - b. Reduction in maximum chlorine feed capacity from Regulations’ requirement of 15 mg/L
 - c. Reduction in 30-day onsite supply of sodium hypochlorite
 - d. Well lot plats and dedication documents for noncommunity waterworks (an exception request memo template is provided in PM-C4-Attachment 10)
 - e. Class IIIB well construction instead of Class IIB or better well construction for noncommunity waterworks

The field office evaluates and documents these design exceptions with a Design Exception Request memorandum.

8.4. Tracking

Field offices will log all Design Exceptions into one Excel Workbook on “odwshare” maintained by the Division of Technical Services. The Design Exceptions log is located at:

<odwsrv1\odwshare\14-Permits%20&%20Project%20Review\08-DESIGN%20EXCEPTIONS.xlsx>

9. Exemptions for TNC Waterworks

ODW may exempt plans for construction permits for TNC waterworks from the professional engineer licensure requirements under the following conditions:

1. The waterworks is a TNC waterworks with actual or proposed service to no more than 100 persons per day.
2. The waterworks is a direct delivery system without any treatment, meaning that the system consists only of one groundwater source, pressure storage tank, and a single service connection (one structure). NOTE: The field office will require engineering plans and specifications for Point of Entry (POE) treatment.
3. The single service connection consists of a structure with area less than 5,000 square feet calculated using the outside dimensions of the structure.

Example #1: Allowed Exemption: A single story structure is 80 ft long and 50 ft wide

$$80 \text{ ft long} \times 50 \text{ ft wide} = 4,000 \text{ square feet}$$

Example #2: Not Allowed for Exemption: A 5-story structure is 80 ft long and 50 ft wide

$$80 \text{ ft long} \times 50 \text{ ft wide} \times 5 \text{ (stories)} = 20,000 \text{ square feet}$$

4. Construction of the well must be by a well driller with Class A contractor license. Field office staff can verify a well driller's license using the DPOR website.
5. Construction of the remainder of the waterworks must be by a master's level plumber or Class "A" contractor.
6. ODW requires that the information described in the checklist in PM-C4-Attachment 6 be submitted by the waterworks owner in lieu of plans, specifications, documents, and designs normally prepared by a licensed professional engineer. This information may also be better completed by the well driller or Class A contractor since they would normally be more knowledgeable in the completion of the checklist and diagram.

This exemption applies to new waterworks and modifications to existing waterworks that satisfy all the conditions listed above.

10. Record Drawings (As-Built Plans)

ODW does not require, but often receives record drawings ("as-built" plans) for projects that have a construction permit, unless the actual construction/field conditions were substantially different from the approved plans. In this case, ODW requires that record drawings accompany a fully executed change order. ODW cannot approve record drawings unless the drawings are sealed by a PE.

If construction was in substantial compliance with the approved project (ODW field office receives an engineer's letter of substantial completion, which verifies this), ODW does not require further action. Otherwise, the field office will review the project and modify the approval letter according to the circumstances. For projects constructed prior to formal approval due to emergency conditions, field offices will review the record drawings, and modify the approval letter accordingly. Refer to PM-C4-Attachment 7 for an example letter.

Field offices will review record drawings ("as-built" plans) for projects constructed illegally with no prior approvals as though they were for a new project. This may result in significant comments that necessitate field modifications or reconstruction. If major reconstruction is necessary, the field office may require a construction permit. Otherwise, once an approval is possible, the field

office will NOT issue a construction permit. A new/revised operation permit may be required. Field office staff will evaluate and document minor deviations from the Regulations in the review notes. ODW will not issue design exemptions for minor deviations from the Regulations on record drawings.

If ODW approval of record drawings is necessary, ODW requires the design engineer to submit final approved record drawings in electronic PDF format. The field office will keep the PDF in its files for the waterworks. [Note: At times record drawings are submitted to ODW because the contract documents require the contractor to submit record drawings. If the project was in substantial compliance with the approved documents, then no further review is necessary.]

Record drawing approvals may be issued by the field office without central office review if the constructed facilities are listed in Chapter 5, Section 3 - Projects Approved by Field Office. Otherwise, central office design review will be required.

11. Change Orders and Addenda

Addenda are modifications to the construction documents after the notice to bidders is issued, but before the contract is awarded. Change orders are modifications to the documents made after the project is awarded. If these items are received prior to project approval, the field office will process them with the entire package. If the field office receives either after project approval, staff will process them as a separate project. If the changes are major, the field office may issue a new construction permit. Otherwise, the field office will issue the approval without another permit and reference the original construction permit in the approval letter. Technical change orders and addenda for construction projects originally approved in the field office can also be approved by the field office. Otherwise, field office staff must submit them to the central office for approval. Field offices will utilize the letter format in PM-C4-Attachment 8. When change orders or addenda include revised drawings, ODW requires that these be labeled as described in section 5.5 of this manual.

ODW does not require approvals of change orders and addenda (CO&A) that are non-technical, or do not fall under the purview of Part III of the Regulations. ODW requests that design engineers submit all CO&A for DWSRF projects directly to the DWSRF project engineer. The DWSRF project engineer will coordinate with field office staff to determine if the field office needs to review and approve the change order or addenda. The DWSRF project engineer will also provide quantity adjustment change orders to field staff to decide whether quantity changes may require technical review.

The following are examples of CO&A's that DO NOT require ODW approval:

1. Non-technical: Changes in bid documents to include contract dates, bonding, bidding instructions, Davis Bacon, unit costs, etc.
2. Technical changes that are minor or do not fall under the purview of Part III of the Regulations:
 - a. Changes to building paint color
 - b. Changes to erosion and sediment control
 - c. Changes to road compaction and material
 - d. National Electrical Manufacturers Association (NEMA) enclosure

- e. Adding additional pipe supports to contract

The following are examples of CO&A's that DO require ODW approval (review and approval letter):

1. Changes in pipe material
2. Changes in tank interior coating
3. Treatment unit changes
4. Waterline alignment, length, and diameter changes
5. Changes to control settings
6. Changes to pumps or pump motors

12. Specific Evaluation Topics

12.1. DEQ Notification Prior to Well Abandonment

The DEQ Ground Water Characterization Program is interested in re-using former production wells for groundwater monitoring purposes under the State Observation Well (SOW) network. If an owner plans to take a public water supply well out of service permanently, field offices will recommend to the waterworks that they contact the DEQ Ground Water Characterization Program regional geologist to determine if the well may be of interest to them, prior to permanent well closure.

If a well is permanently abandoned, ODW requires that the well driller document the abandonment procedure using DEQ's form GW-5 (Well Abandonment Report) and submit the form to ODW and to DEQ.

12.2. Wastewater and Solid Waste Disposal

Wastewater discharged by the water treatment plant to a receiving stream/surface water or soil adsorption system MAY require a permit from DEQ and/or EPA. Field offices will notify the DEQ Regional Office, by letter, of the proposed discharge at the earliest possible time. Field offices will utilize the letter template in PM-C4-Attachment 9.

During the PEC, field offices will advise the waterworks owner to follow up with DEQ regarding solid waste disposal.

Disposal restrictions that may be imposed by other agencies' permits (such as spent adsorption media, particularly if radionuclide removal is performed) should be addressed by the design engineer.

12.3. Internal Plant Recycle

The Filter Backwash Recycling Rule, 40 CFR § 141.76, applies to all surface water or groundwater under the direct influence of surface water (GUDI) systems that use conventional filtration or direct filtration and that recycle spent filter backwash water, thickener supernatant, or other dewatering process flows. Design engineers must take caution when considering the recycling of process waste flows within the treatment plant. When recycling is proposed, ODW requires that recycle must be returned prior to the point of primary coagulant addition, and must receive full treatment through all of the plant processes. (See 12VAC5-590-990)

ODW requires that recycle streams be controlled to prevent a hydraulic surge or a hydraulic loading in excess of plant capacity. The rate of recycle return should be no greater than 10 % of the plant influent (actual flow). ODW recommends additional settling of the recycle stream or recycle return to a pre-sedimentation basin as a minimum, to obtain a more consistent influent water quality to the plant. If a waterworks owner or design engineer proposes alternative return locations, ODW will require supporting justification from the design engineer, and the central office must approve the alternate location. (See 12VAC5-590-420 K)

ODW does not permit lagoon water receiving flow from plant floor drains, pump drains, etc., to be returned to the water treatment plant process flow stream, or upstream of a public waterworks' intake.

12.4. Distribution Systems

ODW will not permit a new or expanded distribution system unless an adequate water source exists or is proposed.

ODW requires that design fire flow (rate and duration) be documented by the design engineer indicating that the appropriate officials (Fire Marshall or local government building official) were consulted to establish the design fire flow.

Va. Code § 32.1-172 A exempts projects that consist of “the extension of water distribution pipes having a diameter of 8 inches or less and serving less than fifteen equivalent residential connections” from obtaining a permit. Because the Regulations define an equivalent residential connection as “a volume of water used equal to a residential connection that is 400 gallons per day unless supportive data indicates otherwise,” 12VAC5-590-10, field offices may use census data, historic water demand, or other information to determine an appropriate value for an equivalent residential connection if less than 400 gallons per day.⁶ The 15 equivalent residential connections are the determining factor, NOT the fire flow. The exception was not intended to allow owners to phase construction of large waterline extension projects, in order to circumvent the permit requirement. A PE must design exempt projects, as stipulated in the Code of Virginia. Enforcement of the license requirements is DPOR's responsibility.

The waterworks owner may obtain VDH approval for Standard Specifications and Plan Details. Thereafter, ODW only requires submission of the plans, provided that the plans reference the approved standards and details.

12.5. AWWA Disinfection Standards

Engineering specifications for disinfection of water treatment plants, wells, storage tanks and waterlines may reference the applicable AWWA standards or the Regulations. Since the AWWA Standards are copyrighted, duplication of the AWWA Standards in the specifications is in violation of the copyright, and is not required by ODW. Refer to WM-918 for additional information about

⁶ The final amendments to the Regulations will remove the definition of “equivalent residential connection.” Once the amendments are effective, ODW will not use the equivalent residential connection in in demand evaluation. ODW interprets this exemption as applying to projects composed of pipe no greater than 8 inches in diameter, serving no more than 15 total connections, and serving an average daily demand of no more than 6,000 gallons.

requirements for disinfection and bacteriological sampling procedures following construction, maintenance, and repair of waterworks facilities.

Appendix

Attachments are located at: <\\odwsrv1\odwshare\13-Manuals\02-Permit Manual>

PM-C4-Attachment 1- Scope and Detail Checklist

PM-C4-Attachment 2- Scope and Detail Return Letter

PM-C4-Attachment 3- Project Review Comment Letter

PM-C4-Attachment 4- Project Return Letter

PM-C4-Attachment 5- Design Exception Memo

PM-C4-Attachment 6- TNC Design and Construction Checklist (for Non-PE Design Projects)

PM-C4-Attachment 7- Record Drawings Approval Letter

PM-C4-Attachment 8- Change Order / Addenda Approval Letter

PM-C4-Attachment 9- DEQ Notification of Wastewater Discharge

PM-C4-Attachment 10- Example Noncommunity Well Plat & Dedication Document Exception

Chapter 5 - Construction Permit

1. Permit and Description Sheet of Proposed Construction

A construction permit number is assigned in the field office when a construction permit is issued. The construction permit number contains six (6) digits. The first digit is the assigned field office number (1-Abingdon, 2-Lexington, 3-Southeast, 4-Richmond, 5-Danville, 6-Culpeper). The next three numbers are sequential numbers, with each new calendar year beginning a new sequence, starting at 001. The last two digits represent the calendar year in which the permit is issued.

Field office staff write construction permits following the template in PM-C5-Attachment 1. Construction permits expire five years from the date of issuance. The field director must sign all construction permits. In the absence of the field director, the deputy field director may sign a construction permit on behalf of the field director, if the required QA/QC checks are completed.

As specified below, field offices will prepare a Description Sheet of Proposed Construction to accompany the construction permit. The Description Sheet of Proposed Construction is optional for other projects. A template for the Description Sheet is provided in PM-C5-Attachment 2. The Description Sheet, when used, must contain an evaluation of the design capacity of the project only, and wording in the final paragraph that indicates to the owner that the capacity will be re-evaluated for the waterworks' operation permit.

Projects that require a separate Description Sheet of Proposed Construction include the following:

1. Projects resulting in changes to the waterworks operation permit capacity.
2. Projects approved by the central office.
3. Projects that require a capacity evaluation of more than one process or component.
4. Projects that involve installation or changes to treatment, except as noted below.

Projects that are approved in the field office and do not require a separate Description Sheet of Proposed Construction include the following:

1. Waterline extensions and transmission mains.
2. Projects that do not affect waterworks capacity, such as solution-type chemical feed systems and filters without backwash features.

The projects without a separate Description Sheet of Proposed Construction must be described sufficiently in the permit, e.g., "This project consists of the addition of a sodium hypochlorite feed system which includes a 50-gallon solution tank and diaphragm metering pump rated at 20 gallons per hour."

2. Projects Approved by Central Office

Projects to be approved by the central office are scanned and uploaded to "odwshare" by the field office. If the proposed construction at a waterworks is not listed in the projects approved by the field office, staff must notify the Division of Technical Services and request they make a determination of whether Technical Services, or the field office, will approve the proposed construction project. Field offices will supply the following electronic documents:

Transmittal Checklist – Central Office Project Approval (see PM-C5-Attachment 3)

1. Permit Application
2. Plans, specifications, addenda and change orders
3. Design notes and calculations
4. All correspondence and emails
5. Review notes
6. Any Design Exceptions
7. Draft Construction Permit
8. Draft Description Sheet of Proposed Construction

3. Projects Approved by Field Office

The field offices will generally approve the following types of projects:

1. Water line extensions
2. Raw water lines and transmission mains
3. Distribution system booster pump stations
4. Distribution system storage tanks
5. A groundwater system consisting of wells, transfer booster pumps, hydropneumatic tanks (including bladder tanks), and/or gravity storage tanks
6. Metering pump and solution tank – type treatment systems, such as sodium hypochlorite for disinfection, phosphate for sequestration or corrosion control
7. Anion and cation exchange units
8. Sodium Fluoride Upflow Saturator
9. Iron and Manganese removal filters
10. Standard utility specifications. (Local Review Programs / General Permits must be approved by the central office)
11. Preliminary Engineering Reports. If a Design Exception request is included, central office approval is required. If the design exception was granted prior to submission of the PER, or if the design exception can be granted by the field office, then the field office may approve the PER.
12. Pilot Plant study reports. Discuss results and conclusions with the Division of Technical Services and obtain concurrence prior to approval.
13. Evaluation reports of full-scale technology (demonstration studies). Discuss results and conclusions with the Division of Technical Services and obtain concurrence prior to approval.

Field offices may issue approvals for engineering reports, standard utility specifications, and record drawings for permitted projects without central office document review.

4. Construction Permit Processing

The district engineer is responsible for the permit program within the district. The district engineer will prepare or supervise the review of submittal document and the preparation of a construction permit and necessary documents for each waterworks within the district. The deputy field director shall provide a technical review of the construction permit and all attachments before forwarding to the field director.

The field director is responsible for all aspects of the permit program within the field office region. The field director reviews the permit and associated documents.

Construction permits and other project approval documents will be processed by ODW as follows when central office approval is required:

1. The field office will post the electronic document file of the draft construction permit on “odwshare”, and update the tracking spreadsheet.
2. The Field Services Engineer and the Director of Technical Services will review the documents. The Field Services Engineer and Director of Technical Services may make edits to the document, using the track changes feature in Microsoft Word, or ask the field office to provide more information or corrections to the document.
3. After the Field Service Engineer and/or Director of Technical Services approve the permit, they notify the field office will be notified and the spreadsheet will be updated by central office staff.
4. Field office administrative staff will print the version of the document reviewed by the Field Services Engineer, including edits to the document, if any. If the field office wishes to make additional or different changes to the document, the field office will contact the Field Services Engineer. The Field Director will sign the approved construction permit.
5. The field office will scan the signed permit documents and upload to “odwshare” and update the tracking spreadsheet. The field office will mail the original permit documents to the waterworks owner. The field office will also make and mail copies of the permit documents to all parties listed on the list of permit recipients. The field office will not return submittal documents to the owner with the signed construction permit. The field office will file the review sheets and associated data, notes, and calculations along with the record copy of the construction permit.
6. The field office will mark the paper copies of the plans and specifications “Approved” as noted in Section 5.5 and will file them for future reference. The field office will file electronic copies of the plans and specifications on the field office server for future reference.

Construction permits and other project approval documents will be processed by ODW as follows when central office approval is not required:

1. Field office administrative staff will print the documents and the field director will sign the approved construction permit.
2. The field office will scan the signed permit documents and upload to “odwshare”. The field office will mail the original permit documents to the waterworks owner. The field office will also make and mail copies of the permit documents to all parties listed on the list of permit recipients. The field office will not return submittal documents to the owner with the signed construction permit. The field office will file the review sheets and associated data, notes, and calculations along with the record copy of the construction permit.

5. Well Data

A web-based database, VA Hydro, serves as the main repository of Water Well Completion Reports (GW-2 forms) for all drilled, modified and abandoned wells in Virginia. It is accessible to registered Water Well System Providers (well drillers), and registered DEQ and VDH staff at

<http://deq1.bse.vt.edu/d.dh>. Each field office has a primary and alternate staff member with login credentials to VA Hydro.

DEQ will monitor VA Hydro entries and send notifications of new entries to the ODW Special Projects Engineer. The Special Projects Engineer will download electronic GW-2s, post them in the folder:

[\odwsrv1\odwshare\14-Permits & Project Review\02-Well Data scanned\VA_Hydro_GW-2s](#),

The Special Projects Engineer will then send email notification of their availability to affected field directors and deputy field directors. The field directors will share the notification with appropriate district engineers and inspectors.

Every completed hardcopy GW-2 form received by ODW will be scanned by the field office into a single PDF file (ensure well location coordinates and datum, PWSID, and SDWIS well identification number are included), and uploaded to:

[\odwsrv1\odwshare\14-Permits & Project Review\02-Well Data scanned\FO upload](#),

along with the following files:

1. Yield and Drawdown Test (for new or modified wells),
2. Well development chemical test sample results (for new or modified wells). Field offices will utilize the “Owner Report” function in R&R, and ODW database, to create a report of all chemical sample results for the new well. (See R&R Manual). This report can be exported directly from R&R into a PDF file.

Field offices will follow a file naming scheme of the 7-digit PWSID number, followed by the SDWIS well identification number (i.e. [3165011WL002.pdf](#)). The ODW Special Projects Engineer will forward the uploaded well data files to DEQ on a quarterly basis.

6. Document Labels

Field offices will mark paper copies of approved specifications, reports, addenda, change orders, and field orders with an approval mark containing the following information, and will retain the documents in the field office until final inspection has been completed.

Virginia Department of Health
Office of Drinking Water
Approved by _____

7. Electronic Plan Submission

ODW requires that the design engineer submit final plans and specifications in both electronic PDF format and in paper copy bearing the original PE seal. The paper copies are for the convenience of the field office staff, and the electronic copies will serve as the official record.

The field office may also maintain paper copies of the plans and specifications until the project is complete and ODW has conducted the final inspection and approved the project for operation. When the field office has no business reason to maintain paper copies of the plans and specifications, the field director may direct staff to destroy the paper copies if electronic copies of the plans and specifications are on file. The field office will maintain copies of the plans and specifications in accordance with ODW's document retention schedule. At the field director's discretion, field offices may retain paper copies longer, as space allows. The field office will retain electronic copies of documents on their computer server.

8. Expired Construction Permits

Construction permits expire after 5 years, and ODW does not extend the permit expiration date. Occasionally, the construction permit expires before construction of the project begins.

ODW requires a new construction permit if the Owner wishes to construct the project in accordance with the previously approved plans and specifications. The field office will reference the previously expired construction permit number and approval date in the first paragraph of the new construction permit (with a new permit number). Field staff will ensure that the plans and specifications have not changed and are still applicable. Field staff will also consider whether any changes to the Regulations or AWWA standards will require changes to the plans and specifications.

9. Completed Construction Projects

Upon completion of construction, the owner shall submit a statement signed by a PE certifying that the work was completed in accordance with the approved documents. Depending on the scope of the project⁷, ODW staff may make a final inspection of the project to determine that the project was constructed in accordance with the approved plans. ODW staff shall not certify that the construction has been substantially completed; this is the responsibility of an engineer retained by the project owner. ODW staff will utilize the final inspection letter template in PM-C5-Attachment 5. For final inspection of a new waterworks, field staff should carry out a sanitary survey to cover all eight essential elements.

The field office, through the field director as required, may approve the project, allowing the owner to place it in service, or issue or amend the operation permit once the field office receives the engineer's letter of substantial completion, staff perform a final inspection (if necessary), the owner addresses inspection comments (if necessary) and all bacteriological samples (if necessary) are acceptable.

⁷ A project that may not require an ODW final inspection is a waterline that is not financed through the DWSRF.

10. Changes to Projects Under Construction

ODW will not normally require a new construction permit for change orders to projects under construction; with the possible exception of those funded by the DWSRF. In those cases, field office staff work with the DWSRF Project Engineer to verify the owner will satisfy all federal contract requirements.

11. Alternate Project Delivery

Alternate project delivery methods are frequently utilized for utility construction projects, and may provide the owner advantages over the traditional “design-bid-build” delivery method. These projects provide a fast track to project completion, by allowing construction to begin before the final design is complete. Common examples of alternate project delivery methods include “design-build” and public-private partnerships.

ODW must issue a construction permit prior to the beginning of construction, per Va. Code § 32.1-172. To accommodate alternate project delivery projects, ODW will issue a construction permit with conditions. This will allow ODW staff to review and approve preliminary plans so that construction can begin. The conditions will require ODW review and approval of final plans prior to completion of construction.

Alternate Project Delivery Construction Permitting Steps:

1. Preliminary Engineering Conference between the field office and the design engineer to establish submittal requirements and procedures, including requirements for a PER, preliminary and final plans, specifications, meetings, permit issuance, field inspections, completion statements, etc. The field office staff will inform the design engineer that the field office may deny issuance of a construction permit if the proposal does not satisfy their concerns for maintaining adequate oversight, and that unapproved construction may require correction before the owner may place the project into service.
2. PER submitted by the design engineer and reviewed by ODW.
3. The field office must determine submittal requirements to ensure the project will meet applicable regulations prior to the post-PER Review Conference.
4. Post-PER Review Conference between the field office and the design engineer to establish the requirements of the preliminary, interim, and final submissions. The requirements for submission and approval of the preliminary plans, specifications, etc. must be identified and documented by the field office staff, because ODW will not receive the final documents prior to issuance of a construction permit. ODW requires the submission requirements to include, at a minimum: preliminary drawings (process flow schematic, site plan), draft specifications, and design calculations (design flows, loading rates for all units, hydraulic profiles), functional description of alarms controls and backup power, etc. The field office staff will remind the design engineer that the field office may deny issuance of a construction permit if the proposal does not satisfy their concerns for maintaining adequate oversight, and that unapproved construction may require correction before the project may be placed into service.
5. Submission and review of preliminary plans, specifications and design calculations by the design engineer. Preliminary documents may be 30% complete, 60% complete when submitted by the design engineer, or as agreed upon at the Post-PER Review Conference.

The field office should identify Design Exceptions during this step, if not sooner. A Professional Engineer shall seal the preliminary documents. To distinguish the preliminary from final documents, the design engineer may stamp “Preliminary” on the drawings, specifications, etc.

6. Issuance of construction permit with conditions. An example construction permit with conditions is in PM-C5-Attachment 6. Establish conditions that specify the following:
 - a. Construction must adhere to Part III of the Regulations, Manual of Practice for Waterworks Design.
 - b. Failure to comply with the Regulations will require corrections to achieve compliance with the Regulations, regardless of construction status.
 - c. At least 180 days (days may be adjusted as appropriate) prior to completion of construction, a complete set of final plans and specifications must be submitted to the field office for review and approval. The plans and specifications must be properly signed and sealed by a professional engineer licensed in Virginia.
 - d. Any deviations from the approved preliminary documents affecting capacity, hydraulic conditions, operating units, the functioning of the treatment processes, or the water quality delivered, must be approved by ODW before any such changes are made.
7. ODW staff must communicate with owner and design engineer throughout the construction process to minimize the risk of construction components not meeting the requirements in Part III of the Regulations. This may require the attendance at construction meetings, site visits, review of progress reports, or phone conferences.
8. Approval of Final Plans (ODW staff will modify PM-C4-Attachment 8 for Change Order approval and replace with “Final Plans and Specifications”, as appropriate).
9. Construction completed.
10. Receipt of Letter of Substantial Completion from the design engineer.
11. Final inspection by ODW staff, finished water quality testing, and sanitary survey (if necessary).
12. ODW approval letter authorizing the owner to place the constructed waterworks in service.

Appendix

Attachments are located at: <\\odwsrv1\odwshare\13-Manuals\02-Permit Manual>

PM-C5-Attachment 1- Construction Permit

PM-C5-Attachment 2- Description Sheet of Proposed Construction

PM-C5-Attachment 3- Transmittal Checklist -Central Office Project Review

PM-C5-Attachment 4- Transmittal Checklist - Central Office Files

PM-C5-Attachment 5- Summary of Final Inspection

PM-C5-Attachment 6- Example Construction Permit with Conditions for Alternate Project
Delivery

Chapter 6 - New or Nonconventional Methods, Processes, and Equipment

ODW will issue a temporary operation permit (formerly provisional operation permit) upon completion of construction projects involving the evaluation and approval of new or nonconventional methods, processes and equipment. Field offices will coordinate all such proposals through the central office and track temporary operation permits and expiration dates in “R&R”. The process for evaluation and approval of new or nonconventional methods, processes and equipment is described in 12VAC5-590-290.

Chapter 7 - General Permit & Standard Specifications

12VAC5-590-300 provides the basis for all approved local review and approval programs. By this two-step procedure, ODW delegates, by general permit, plan review authority involving water distribution mains to a waterworks owner, or their representative.

1. Procedure

STEP ONE: The waterworks owner must first adopt, and then obtain ODW approval of General Specifications and Plan Details (Standards) covering all aspects of water distribution mains. The requirements of these specifications must be at least as stringent as the requirements in the current Regulations. A professional engineer licensed to practice in Virginia shall prepare these Standards⁸. Standard specifications are reviewed for conformance with applicable Regulations following a process similar to the process described in Chapter 5 for construction projects approved by the field office, except that the field office will not issue a construction permit but an approval letter if the project is determined to comply with the Regulations.

STEP TWO: The waterworks owner shall enter into a Memorandum of Understanding (MOU) with ODW outlining waterworks-specific provisions and the owner's method of compliance. The sample MOU in PM-C7-Attachment 1 provides typical language. These provisions, at a minimum, include the following:

1. The maximum size of pipe covered by the general permit. This applies only to distribution mains (as opposed to transmission mains). This has generally ranged from 12-inch to 16-inch diameter. See the definitions in the Regulations if you need further clarification.
2. Any modifications or amendments to the approved general specifications and plan details must be reviewed and approved by ODW prior to implementation. Optionally, language may be added describing the waterworks owner's procedures for modifying the general specifications and plan details, including ODW review and approval prior to implementation.
3. The waterworks owner must maintain adequate engineering staff (or retain a consultant) to conduct plan reviews. Adequate staff means at least one individual licensed as a Professional Engineer (PE) in Virginia with at least two years of experience in the design and construction of water distribution systems, or an individual with a governmental exemption. The PE must sign their approval on all projects processed under the general permit.
4. All individual projects serving 15 or more service connections or consisting of pipe greater than 8 inches in diameter shall have specific engineering plans and specifications prepared and approved under the general permit prior to construction. The general permit does NOT allow a waterworks owner to construct water distribution mains without project specific plans. Projects where the waterworks owner acts as both design engineer AND review engineer, are not allowed when review authority has been delegated from ODW to the

⁸ A June 2005 APELSCIDLA ruling clarified that Regional Construction Standards, meaning general standards and standard details do not need to be sealed by a professional engineer; however, project specific documents which incorporate, in whole or in any part thereof, and/or modify such standards are required to be sealed by a professional engineer.

owner. ODW will only grant exceptions when the waterworks provides documented proof to ODW of a clear separation of design and review responsibilities, i.e. different departments or divisions, etc.

5. The waterworks owner shall maintain current distribution system maps. Generally, ODW requires system map(s) of the waterworks to be updated at least annually. Records, including copies of all project documents and approvals must be available for ODW inspection.
6. The waterworks owner agrees to submit an annual report (PM-C7-Attachment 2) and project summary report (PM-C7-Attachment 3) of each project approved and/or constructed under the terms of the MOU and general permit. This would include any related or supporting documents deemed necessary.

Once Steps One and Two are successfully completed, a general permit for distribution mains may be issued with the MOU attached. The general permit template is included in PM-C7-Attachment 4. A template for the transmittal letter to the Waterworks' owner is given in PM-C7-Attachment 5.

2. Multiple Waterworks With Same Owner

ODW may issue a general permit to an owner of multiple waterworks. In these cases, the general permit shall clearly define which systems are covered, either by listing specific systems or describing the geographical jurisdiction of the owner.

3. Field Office Jurisdiction

If a waterworks' service area crosses ODW field office boundaries, the general permit shall be issued by the same field office that issued the waterworks' operation permit. Design standards shall be reviewed and approved by the permitting office. If a waterworks owner has multiple waterworks located in the jurisdiction of more than one field office, the field directors shall collectively determine which field office shall review and approve the general specifications and plan details and issue the general permit. A copy of the approved standards shall be provided by the waterworks to all other field offices affected by the general permit.

4. Reporting and Audit of Local Review Programs

At a minimum of every 5 years, ODW staff will inspect the utility's program records and audit at least one set of plans. ODW staff will audit the program for conformance with the MOU. The template for the audit review is included in PM-C7-Attachment 6. ODW staff record audit dates in the general permit tracking log.

5. Expiration Date and Reissuance of General Permits

Under previous policy, general permits expired after 5 years. Initial issuance of general permits must have a 5 year expiration date, however; reissuances may be extended to 10 years if the Local Review Program is in good standing. To grant the extended 10 year expiration, the ODW program audit must reveal complete compliance with the MOU. If the Regulations or consensus standards referenced by the Regulations (e.g., AWWA C900, AWWA C651, etc.) have been revised during the general permit period or since the standards were last updated, then the utility's standards must be reviewed and updated to comply with the Regulations and reference the most recent standards as it pertains to waterline extensions, prior to reissuance of the general permit.

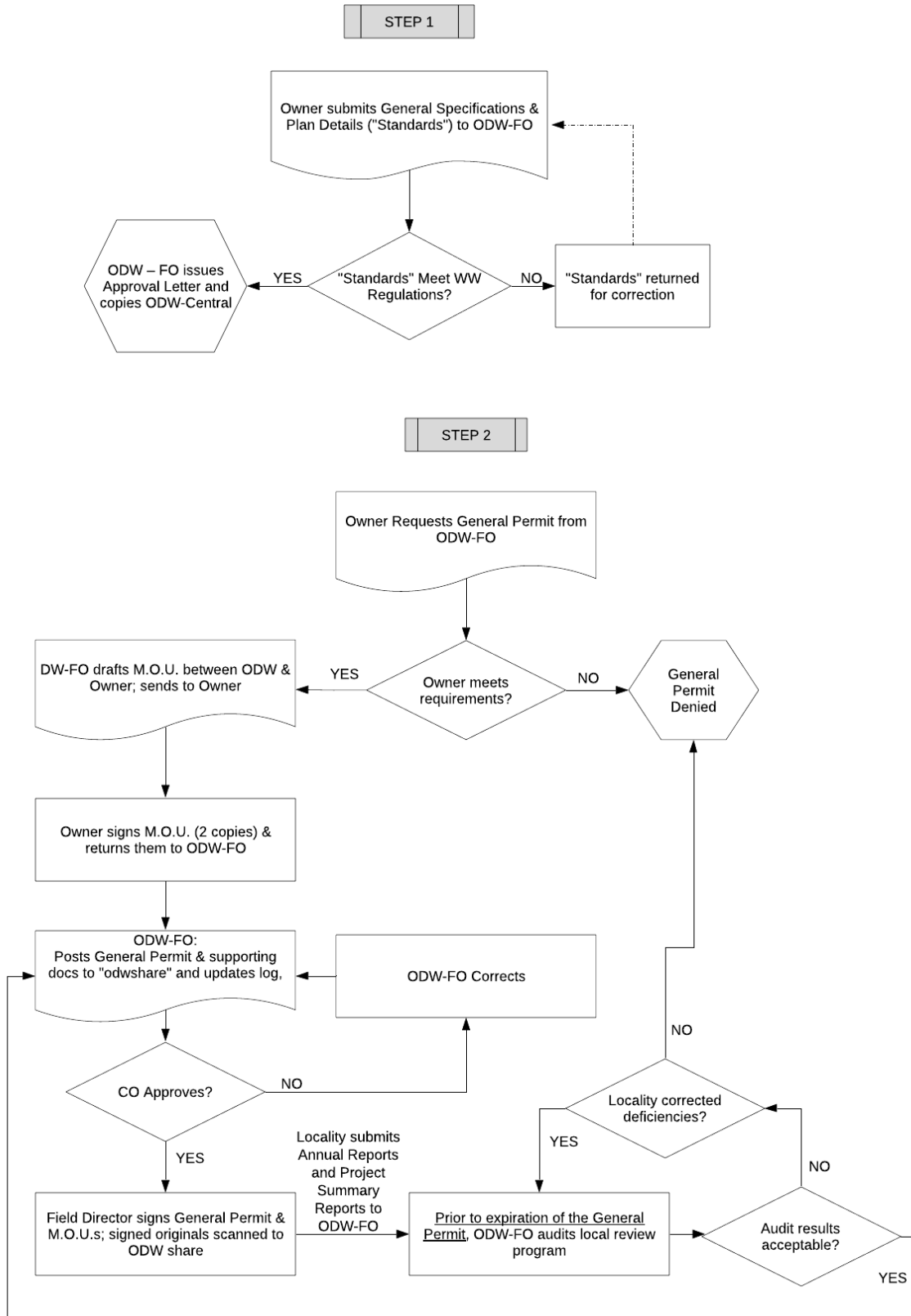
6. Processing and Tracking General Permits

Each field office maintains a tracking log (Excel workbook) on “odwshare” of general permits and Standards that they have approved. Field directors/deputy directors will be responsible for updating this log for their respective field office’s worksheet tab.

General permits are assigned permit numbers in the same manner as described in Chapter 5, Section 5.1 for construction permits.

The field office will obtain the owner's signature on two copies of the MOU, and the field director will countersign both copies of the MOU. At this time, the field office will also upload electronic files of the general permit and supporting documents (MOU, audit, project summary form, annual report form, etc.) to “odwsare”, and update the tracking log’s “Processing Log” tab.

The central office will notify the field office when the central office has approved the general permit. The field director will then sign the general permit. The field office will update the tracking log, scan the general permit and the MOU, and upload to the “odwshare”. The field office will mail the general permit and one copy of the MOU to the waterworks.



Flow Chart. General Permit Issuance Process

Appendix

Attachments are located at: <\\odwsrv1\odwshare\13-Manuals\02-Permit Manual>

PM-C7-Attachment 1- Memorandum of Understanding (M.O.U.) for General Permit

PM-C7-Attachment 2- General Permit - Annual Report

PM-C7-Attachment 3- General Permit - Project Summary Report

PM-C7-Attachment 4- General Permit for Distribution Mains

PM-C7-Attachment 5- General Permit Transmittal Letter

PM-C7-Attachment 6- General Permit & Local Review Program Audit Review

Chapter 8 - Operation Permit

1. General

Va. Code § 32.1-172 and 12VAC5-590-190 require all waterworks or water supplies in Virginia to be operated under the authorization of a permit issued by the Commissioner to the owner. The Commissioner has delegated the authority to review and issue the permit to the Office of Drinking Water and has delegated signature authority to the field office director.

ODW may issue operation permits for newly constructed waterworks and previously un-permitted waterworks that have been located and identified as meeting the definition of a “waterworks.” Under specified circumstances, ODW may also amend operation permits.

ODW issues an operation permit to the owner of the waterworks or water supply. “Owner” is defined as an individual, group of individuals, partnership, firm, association, institution, corporation, governmental entity, or the federal government, that supplies or proposes to supply water to any person within [the] Commonwealth from or by means of any waterworks.” Va. Code § 32.1-167 and 12VAC5-590-10.

ODW understands “Owner” to mean the entity that owns the property where the water supply is located and who owns and may operate the water treatment plant, its major appurtenances, and the distribution system. In the case of some TNC or NTNC waterworks, a property owner (the “lessor”) may lease the property where the waterworks is located to another entity (the “lessee”) who uses the property, including the waterworks, for some reason such as operating a business. For purposes of the operation permit, the waterworks “owner” will be the property owner (the lessor) and should be the permittee. For example, John Deer owns property, which contains a well that is used to supply water to a building on the property. There is only one service connection, to the building, and water from the well is used for a restaurant with 10 employees that typically serves 100 customers a day, 5 days a week. A pump, sampling ports, water softener, and chlorinator are inside the building, along with sinks, restroom facilities, and dishwashers. The company known as Jill’s Restaurant leases the building and operates the restaurant. ODW should issue the operation permit to John Deer, not Jill’s Restaurant, because John Deer owns the waterworks.

In very limited circumstances, it is permissible to issue the permit to an entity other than the property owner, if there is a contractual agreement that assigns sufficient access, control, and responsibility over operation of the waterworks to that entity. This shifting of responsibility is common in a triple net lease.⁹ ODW shall not provide legal advice to any party to the agreement,

⁹ A triple net lease (triple-Net or NNN) is a lease agreement on a property whereby the tenant or lessee promises to pay all the expenses of the property including real estate taxes, building insurance, and maintenance. These payments are in addition to the fees for rent and utilities. Taxes, insurance, building maintenance, and sometimes utilities are typically the responsibility of the landlord in the absence of a triple, double, or single net lease.

but should look for the following features in the agreement to identify the “owner” of the waterworks for purposes of the operation permit:

1. Address issues of access to all parts of the waterworks
2. Identify the infrastructure (physical elements of the waterworks)
3. Assign responsibility for operation, maintenance, repair, and replacement of waterworks components
4. Assign responsibility for compliance with the Regulations
5. Identify the duration of the agreement.

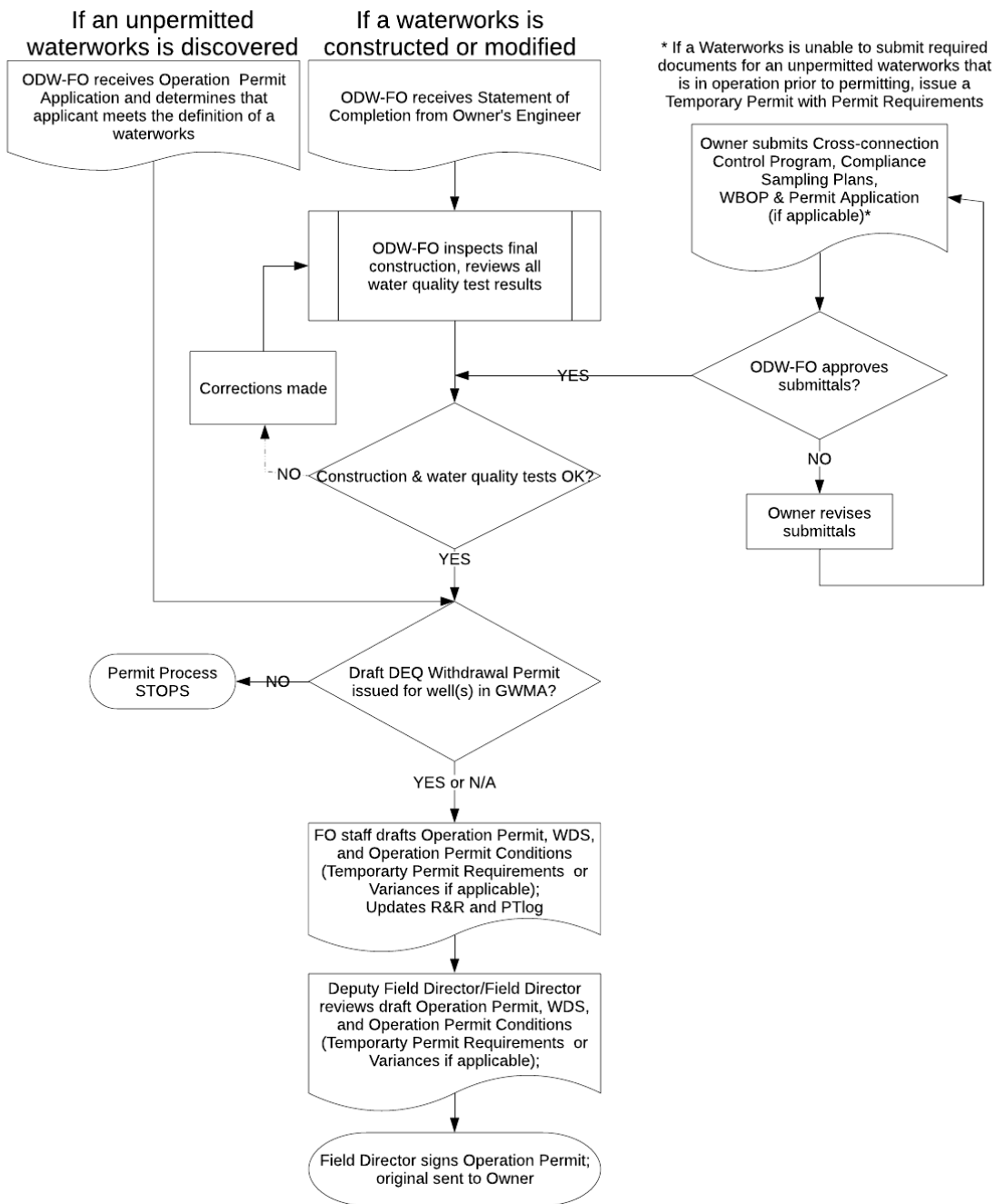
Direct questions of lease interpretation to the central office, through either the Field Services Engineer or the Policy and Program Director.

ODW issues two types of operation permits as listed in Chapter 1, Section 3 of this manual: standard and temporary. Templates for each type of operation permit are available in PM-C8-Attachment 1 and PM-C8-Attachment 2, respectively.

ODW normally issues an owner an operation permit, which consists of a permit plus operation permit conditions. The conditions generally include minimum operator license requirements; treatment technique requirements (if any); operation, monitoring and reporting requirements; and the waterworks’ permitted capacity. The format and content of the operation permit conditions are available in PM-C8-Attachment 3.

Va. Code § 32.1-172 E also authorizes the Commissioner, who has delegated authority to the field director, to issue a temporary permit if a waterworks is not in compliance with all the requirements in the Regulations, as long as, operation of the waterworks will not jeopardize public health. The temporary permit will have operation permit conditions like an operation permit, a set expiration date, and appropriate requirements, “temporary operation permit requirements,” for the owner to achieve compliance with the Regulations. See PM-C8-Attachment 4.

Standard operation permits will NOT be issued conditionally (*i.e.*, an action is required prior to the permit becoming effective, such as the drilling of a new well, or testing a pump to determine/verify capacity). ODW issues a temporary operation permit, with temporary permit requirements, to address the actions required, including provisions of permit application submittals.



Flow Chart. Operation Permit Issuance Process

2. Operation Permit Processing and Routing

The district engineer is responsible for the overseeing all waterworks permitting activity within the district. The district engineer will prepare or supervise the preparation of a permit and necessary documents for each waterworks within the district, and conduct all investigations necessary to ensure that the permit is accurate. The deputy field director shall provide a technical review of the operation permit and all attachments before forwarding to the field director.

The field director is responsible for all aspects of the permit program within the field office region. The field director reviews the permit and associated documents. The procedure for processing operation permits shall be similar to that for construction permits:

1. The deputy field directory shall complete a technical review of the operation permit and all attachments.
2. Field office administrative staff will print the document. The field director will complete a final review of the documents and sign the approved operation permit (and variance).
3. The field office will scan the signed permit documents and upload to “odwshare” The district engineer prepares a transmittal letter from the template in PM-C8-Attachment 6, and mails the permit and attachments to the owner. The transmittal letter template contains sample paragraphs that may be included for the following circumstances:
 - a. Permit is an amended permit;
 - b. Waterworks is “grandparented”¹⁰ (serves to notify the owner that the “grandparented” status may be terminated by expansion, modification, change of use, failure to maintain reliability, or future sale);
 - c. Temporary permit is being issued with temporary permit requirements attached (described in Section 8.11 of this memo);
 - d. Operation permit conditions are attached;
 - e. Variance is included;
 - f. Waterworks has been, or will be, issued a draft or final Withdrawal Permit by DEQ.

3. Enforcement Issues and Insufficient Data for Capacity Determination

Before issuing or amending an operation permit for a waterworks that has a history of non-compliance, enforcement issues, or reliability problems, the field director should consult with the Division of Technical Services regarding the most effective way to ensure a safe, adequate drinking water supply and which permit type, Standard or Temporary, is appropriate. The field director should also contact the Division of Compliance and Enforcement to determine if enforcement action is appropriate.

Where insufficient data is available to establish hydraulic capacity, but the field office has made a decision to issue the permit for the existing services, then “existing” should appear in the WDS, operation permit conditions, and operation permit. By example,

¹⁰ ODW may apply a “grandparented” status to existing waterworks permitted by ODW following changes in ODW policy or regulations. This “grandparented” status may exempt the waterworks from certain design requirements of the Regulations as determined by the field office.

1. TNC waterworks permit with capacity stated: “One existing structure with 80 existing restaurant seats”
2. NTNC waterworks permit with capacity stated: “existing service up to 950 students and staff”.

4. Format

Field offices maintain the standard operation permit appearance (layout, fonts, line spacing, etc.) in all permits. Staff follow the guidelines below:

1. Only use general references to the Va. Code and Regulations in the operation permit, as shown in the templates.
2. Designate waterworks class and operator class in Arabic numerals, or note as “unclassified”. Refer to the Regulations and ODW guidance for more information on this determination.
3. Designate NTNC and TNC status without hyphens or slashes.
4. Do not include “VA” in the permit number.
5. Do not use underlines in the fill in portions of the permit, except for an underline for the Director’s signature.
6. If a city is the owner, then issue to “City of...”, For a town, use “Town of...”. Do not include the County name for cities and towns.
7. If the “name of the service area” is subject to change because the tenant is not the property owner (as is the case with some TNC waterworks), substitute a property address and/or description for a proprietary name.

5. Operation Permit Number

Field offices will assign and maintain all permit numbers using the PWS identification number as the operation permit number. This is a seven-digit number as follows:

Digits 1 – 4: Locality Code

CODE	COUNTY/CITY	CODE	COUNTY/CITY	CODE	COUNTY/CITY
3001	Accomack	6630	Fredericksburg	5135	Nottoway
2003	Albemarle	1640	Galax	6137	Orange
6510	Alexandria	1071	Giles	2139	Page
2005	Alleghany	4073	Gloucester	5141	Patrick
5007	Amelia	4075	Goochland	3730	Petersburg
5009	Amherst	1077	Grayson	5143	Pittsylvania
5011	Appomattox	2079	Greene	3740	Portsmouth
6013	Arlington	3081	Greensville	4145	Powhatan
2015	Augusta	5083	Halifax	5147	Prince Edward
2017	Bath	3650	Hampton	3149	Prince George
5019	Bedford County	4085	Hanover	6153	Prince William
1021	Bland	2660	Harrisonburg	1155	Pulaski
2023	Botetourt	4087	Henrico	1750	Radford
1520	Bristol	5089	Henry	6157	Rappahannock
5025	Brunswick	2091	Highland	4760	Richmond City
1027	Buchanan	3670	Hopewell	4159	Richmond County
5029	Buckingham	3093	Isle Of Wight	2770	Roanoke City
2530	Buena Vista City	3095	James City	2161	Roanoke County
5031	Campbell	4097	King And Queen	2163	Rockbridge
6033	Caroline	6099	King George	2165	Rockingham
1035	Carroll	4101	King William	1167	Russell
4036	Charles City	4103	Lancaster	2775	Salem
5037	Charlotte	1105	Lee	1169	Scott
2540	Charlottesville	2678	Lexington	2171	Shenandoah
3550	Chesapeake	6107	Loudoun	1173	Smyth
4041	Chesterfield	2109	Louisa	3175	Southampton
2043	Clarke	5111	Lunenburg	6177	Spotsylvania
3570	Colonial Heights	5680	Lynchburg	6179	Stafford
2580	Covington	6113	Madison	2790	Staunton
2045	Craig	6685	Manassas	3800	Suffolk
6047	Culpeper	6687	Manassas Park	3181	Surry
5049	Cumberland	5690	Martinsville	3183	Sussex
5590	Danville	4115	Mathews	1185	Tazewell
1051	Dickenson	5117	Mecklenburg	3810	Virginia Beach
3053	Dinwiddie	4119	Middlesex	2187	Warren
3595	Emporia	1121	Montgomery	1191	Washington
4057	Essex	2125	Nelson	2820	Waynesboro
6059	Fairfax County	4127	New Kent	4193	Westmoreland
6061	Fauquier	3700	Newport News	3830	Williamsburg
1063	Floyd	3710	Norfolk	2840	Winchester
2065	Fluvanna	3131	Northampton	1195	Wise
3620	Franklin City	4133	Northumberland	1197	Wythe
5067	Franklin County	1720	Norton	3199	York
2069	Frederick				

Digits 5 – 7: Sequence Number

The sequence number ranges from 000 through 999. This system will accommodate 1,000 waterworks in each city or county. Previously assigned numbers maintain an alphabetical series for each city and county. Field offices assign new waterworks a sequence number based on the alphabetical name, using a number halfway between two existing numbers in the alphabetical order.

Waterworks that have been inactivated, and become active with or without a change in ownership, name or waterworks classification, shall retain the previously issued PWSID and operation permit number.

6. Operation Permit Conditions

Operation permits will contain an attachment titled “Operation Permit Conditions.” A Template for this form is in PM-C8-Attachment 3.

The operation permit conditions highlight regulatory requirements that are applicable to the specific waterworks. They will include a capacity evaluation that itemizes source, treatment, storage and delivery capacities, and the waterworks overall permitted capacity. Field offices must specify *all treatment* in the operation permit conditions, including treatment that was voluntarily added by the waterworks owner. Staff will provide in-depth descriptions of the waterworks, *i.e.*, treatment unit details, distribution system details, and capacity calculations, in a separate Waterworks Description Sheet (see Section 8.6).

The operation permit conditions will contain operator and attendance requirements for the waterworks, and all federal treatment technique requirements. This could include:

1. Specific log inactivation requirements (Surface Water Treatment Rule, LT2 Rule, and the Groundwater Rule);
2. Turbidity removal requirements (Surface Water Treatment Rule)
3. Water quality parameters (Lead & Copper Rule).
4. Corrosion Control (treatment technique required by Lead & Copper Rule)
5. Disinfection (log inactivation treatment technique)

The operation permit conditions may also include additional operation, monitoring and reporting requirements for specific treatment processes, such as UV disinfection and membrane filtration.

7. Waterworks Description Sheet

Field offices will write a Waterworks Description Sheet (WDS) for each waterworks using the template in PM-C8-Attachment 5. The WDS will provide important system information, including a description of the entire waterworks, all treatment processes, and a detailed capacity evaluation as described in the examples provided in Chapter 9.

The WDS is not an attachment to the operation permit, but rather a stand-alone document. The field office will keep the WDS up-to-date. The field office may issue an updated WDS to the waterworks owner without issuing an updated operation permit. Field offices must issue a new or updated WDS with any new or updated operation permit.

The WDS will include the effective date of the current operation permit. Historical operation permit numbers and issuance dates should be included on all newly written WDSs, to clarify ownership, name, or classification changes, or to describe inactive periods. This information may also be included on updated WDSs.

Formatting and content of the “Description of the Waterworks” is at the discretion of the field office, but the following components should be included:

1. A description of the service population used to determine waterworks type (community, TNC, or NTNC). Pertinent data may include:
 - a. Business type
 - b. Number customers served daily
 - c. Number of employees
 - d. Number year round residents
 - e. Days/weeks/months of operation
 - f. Hours per day of operation (needed for the TNC vs NTNC determination)
 - g. Population served
 - h. Number of service connections
2. Adequate information to support the capacity evaluation, including relevant dimensions and capacities of treatment units, pumps, and storage or pressure tanks.
3. Specific automated control settings that must remain in place for the waterworks to work properly or remain in compliance with regulations, such as booster pump initiation or low suction pressure cutoff settings.

Chapter 9 of this manual provides details on the capacity evaluation required in each WDS.

If a Groundwater Withdrawal Permit has been or will be issued by DEQ, then ODW staff will include a section in the WDS entitled “Other Permits.” Use the following language for the section:

“The Department of Environmental Quality has (drafted) (issued) a Groundwater Withdrawal Permit (No. -XXX) to this waterworks.”

Include the permitted withdrawal values, typically a maximum annual and a maximum monthly quantity. ODW does not limit waterworks permit capacity to permitted withdrawal values.

Add the following language to “Other Permits”:

“Compliance with the conditions and requirements of the Groundwater Withdrawal Permit shall not limit the authority of the Virginia Department of Health to assign capacity to the waterworks, based on the evaluation as follows.”

If located in a Groundwater Management Area, but DEQ has not issued a groundwater withdrawal permit, note this information using the following language:

“This waterworks is located in the (*Eastern Shore / Eastern Virginia*) Groundwater Management Area. However, a groundwater withdrawal permit is not required by the Department of Environmental Quality at this time. A groundwater withdrawal permit may be required for this waterworks in the future.

8. Wholesale and Consecutive Waterworks

"Wholesale waterworks" means a waterworks that treats source water as necessary to produce finished water and then delivers some or all of that finished water to another waterworks. Delivery may be through a direct connection or through the distribution system of one or more consecutive waterworks. 12VAC5-590-10.

"Consecutive waterworks" means a waterworks that has no water production or source facility of its own and that obtains all of its water from another permitted waterworks or receives some or all of its finished water from one or more wholesale waterworks. Delivery may be through a direct connection or through the distribution system of one or more consecutive waterworks. 12VAC5-590-10.

The sum of the storage on both the wholesale and consecutive waterworks should be adequate for the sum of the water demand, as demonstrated by computations and/or hydraulic modeling. Consecutive waterworks are NOT required to have separate storage when storage is adequately provided for by the wholesale waterworks, and can be reliably delivered by the wholesale waterworks. ODW staff will identify an allocation of both source and storage capacity between the wholesale waterworks and consecutive waterworks in the WDS of the wholesale waterworks and tabulate this allocation in the table under Waterworks Capacity.

As part of the process to evaluate and issue an operation permit, the district engineer will identify and obtain a copy of any contractual agreements and limitations on water transfer between each wholesale and consecutive waterworks. ODW will encourage all consecutive waterworks to obtain firm gallons-per-day contracts, so that their growth will not be limited by another waterworks' service area growth. ODW will also encourage all consecutive waterworks to obtain firm water quality standards in their purchase contracts, particularly for disinfectant residuals, disinfection byproducts, and disinfection byproduct precursors. Allocations of source (production) capacity and storage should be defined in the contractual agreement between the wholesale and consecutive waterworks. When a contract with a firm capacity is not available, field staff will consult DTS to determine how to set the permitted capacity of the waterworks.

Permitting of consecutive waterworks shall follow these procedures:

1. Identify point(s) of water transfer. Identify and obtain a copy of any contractual limitations on water transfer.
2. Identify any physical or design limitation on water transfer (for example, a pump station may establish the capacity at a particular connection).
3. Identify water transfer limitations due to wholesale source capacity and wholesale system water use (the sum of the parts \leq the whole).
4. The permitted capacity of the consecutive waterworks shall be the lowest identified capacity limitation.

In cases where a waterworks does not have a contractual or written agreement (or the contract does not stipulate a quantity), but on-going receipt of water can be demonstrated, the historical water usage shall be used as a basis for allocating waterworks capacity. ODW recommends the maximum monthly consumption over a period of at least 2 years as a capacity value.

If the field office issues a temporary operation permit for the consecutive waterworks (purchaser), the expiration date of the permit shall not extend beyond and the term specified in the purchase contract.

The field office will verify the applicable Combined Distribution System schematic, and provide any revisions to the field services engineer. Combined Distribution System schematics are located at <odwsrv1\odwshare\06-Technical Resources\635-Combined Distribution Systems>

9. Variances

Variances, when granted by ODW, are usually issued with an operation permit. They may be issued by ODW separately, without amending an existing permit. Variances only apply to Part II of the Regulations.

ODW sometimes grants variances for the following:

1. Operator personnel, 12VAC5-590-460 B
2. Metering of total water production, 12VAC5-590-520 B

ODW may issue waterworks a temporary operation permit when additional measures are required to meet a Primary Maximum Contaminant Level or Treatment Technique requirement. Variances and Exemptions are allowed in the Regulations for this purpose, but should rarely be issued by ODW. Variances to a Secondary Maximum Contaminant Level are also permitted in the Regulations, but are generally not issued by ODW.

Current policy allows TNC waterworks producing less than 10,000 gpd to request a metering variance, which remains in effect, as long as water production remains below 10,000 gpd and the waterworks does not provide treatment. Field offices estimate the water production / consumption in the WDS Capacity Evaluation, in order to justify the variance. However, ODW encourages all waterworks to install and use meters.

A waterworks owner may apply in writing for a variance as specified in 12VAC5-590-140 B. The application must meet these requirements. PM-C8-Attachment 14 documents the required information for an owner to apply for a metering variance.

The variance format is provided in PM-C8-Attachment 7. The variance should clearly and completely specify deviations from the regulatory requirements that are being granted. An expiration date, other appropriate conditions, and information to support the variance request may also be included as necessary.

10. Amended Permits

Va. Code § 32.1-173 and 12VAC5-590-310 allow the Commissioner to amend an operation permit for an existing waterworks when there is a change in the manner of storage, the treatment, or the source of supply of the water at a permitted location. Examples of these changes may include:

1. Certain changes to the storage or distribution systems;¹¹
2. Changes to the treatment process or equipment;¹²
3. Changes in waterworks capacity specified in the permit; and
4. Issuance of variances, temporary permit requirements, or operation permit conditions.

In addition, Va. Code § 32.1-173 states that the Commissioner may amend a permit whenever he determines that the existing permit is no longer valid. An operation permit is not valid when, for example, there are:

1. Changes in the waterworks name, ownership, classification, or type;
2. Reactivation of a previously permitted waterworks (with or without changes in name, ownership, or system type); and
3. Errors in the permit.

Unless the owner requests the amendment, ODW is required to provide the owner notice and, if requested, an opportunity to participate in an informal fact-finding proceeding and/or formal hearing before amending the permit. The purpose of the informal proceeding and/or formal hearing is for ODW to establish the fact basis for the decision to amend the permit and for the owner to have an opportunity to present facts and evidence for the agency to consider in making its decision. Virginia's Administrative Process Act defines the agency decision as a "case decision." See Va. Code §§ 2.2-4001 and 2.2-4019. Compliance and Enforcement Division staff can provide assistance with an informal fact-finding proceeding.

10.1. Notification

The district engineer shall inform the owner that ODW intends to amend the waterworks operation permit BEFORE the field office issues the amended permit. This notification shall be by written letter, sent by First Class U.S. Mail, and the district engineer may supplement this letter by an email, meeting, or conversation with the owner. When the permit amendment is a unilateral decision made by ODW (*i.e.*, the owner did not request to amend the operating permit or apply for a construction permit) and amending the permit will affect the owner's existing rights (*e.g.* reduce capacity of the waterworks, which will reduce the owner's right to serve customers), the field office will send the notification letter by certified mail, return receipt requested.

The district engineer will state in the letter to the owner that ODW intends to amend the operation permit and provide the specific reason(s) for the amendment. The notice will also contain a request that the owner notify ODW in writing if they object to the amendment of the permit. The district engineer will use the letter template in PM-C8-Attachment 8, Notice of Intent to Amend Permit. If the owner objects to ODW's proposed permit amendment, they are entitled to and may request that ODW make a case decision regarding the requirement to amend the permit. At this point, ODW can decide not to amend the permit and inform the owner that the current operation permit

¹¹ Distribution system storage, pumping, or water line extensions that have no impact on permitted capacity do not require a permit amendment.

¹² Changes to treatment processes or equipment that have no impact on permitted capacity or Operation Permit Conditions do not require a permit amendment.

remains in effect. Alternatively, if ODW still intends to amend the permit, the owner is entitled to have ODW conduct an informal fact-finding proceeding, in accordance with Va. Code § 2.2-4019, or both sides may agree to waive informal proceedings and go directly to a formal hearing. See Va. Code § 2.2-4020. In any situation where an owner requests that ODW make a case decision, the field director must refer the case to the Compliance and Enforcement Division in the central office.

If the certified mail is returned undelivered, then the district engineer should make additional efforts to contact the owner in person or by email or telephone. If these attempts are unsuccessful, then the district engineer will document the attempts to reach the owner and, after at least 15 business days, proceed to issue the amended permit.

10.2. Procedures

Field offices will follow the procedures below when amending a permit:

1. Retain existing permit number
2. Modify effective date of permit
3. Modify date of operation permit conditions
4. Update the WDS operation permit history

The operation permit checklist should include a brief explanation for the permit amendment in the “Comments” section of the Transmittal Checklist (PM-C8-Attachment 9).

Field offices will send a copy of the amended permit to all entities (local governments, etc.) that received a copy of the original permit from ODW. The district engineer will use the template transmittal letter provided in PM-C8-Attachment 6, including an explanation that the amended permit replaces and nullifies the original, and directs the owner to destroy the original permit immediately.

10.3. Change in Ownership

Prior to the Version 4.0 of the Permit Manual, the ODW procedure was to revoke the existing operation permit and issue a new operation permit. Beginning with Version 4.0, ODW will amend the operation permit based on the Commissioner’s ability to amend any permit, on his own motion, whenever he determines that the existing permit is no longer valid. *See* Va. Code § 32.1-173 B.

When the field office becomes aware of a proposed or actual change in ownership, the district engineer will attempt to contact the new waterworks owner to explain that ODW intends to amend the operation permit and follow the procedures outlined above to notify the former and new owner of the amendment using the letters provided in PM-C8-Attachment 13. Field offices will send the letters to both the former owner and the new owner of the waterworks.

In the event that a new owner is informed about the requirement to amend the operation permit to reflect the change in ownership and fails or refuses to accept responsibility for the waterworks by obtaining an operation permit, the district engineer or field director should consult with Compliance and Enforcement Division staff in the central office about enforcement options.

10.4. Existing Operation Permits That Are No Longer Valid

Prior to Version 4.0 of the Permit Manual, the ODW procedure for water systems that served a fewer than 15 service connections and 25 individuals for at least 60 days out of the year, such that it appeared that they no longer met the definition of a waterworks, was to revoke the existing operation permit. Beginning with Version 4.0, rather than revoking an operation for a water system that no longer meets the definition of a "waterworks," ODW will utilize the authority provided by Va. Code § 32.1-173 B to invalidate the permit. Va. Code § 32.1-173 B states that "The Commissioner may on his own motion, amend any permit whenever he determines that: ... the existing permit is no longer valid."

The procedure for invalidation of an existing permit is as follows:

1. Owner notifies ODW field office - If a waterworks owner believes that their system does not meet the definition of a "waterworks," it is their responsibility to provide sufficient information and records for ODW, acting under delegated authority from the Commissioner, to determine whether the operation permit for that waterworks is still valid.
2. Field office evaluation - The ODW field office will evaluate the justification and records provided by the owner.
 - a. The field office will review the guidance provided by Working Memo 896 and determine if the justification provided by the owner suggests that the system may not be a waterworks. If the field office determines that the system is a waterworks based on the guidance found in Working Memo 896, field office staff will notify the owner and will not proceed with permit invalidation. Note that the owner may request an informal fact finding proceeding and a case decision if they do not agree with the decision not to take any action on the permit.
 - b. The field office will determine if records provided by the owner thoroughly support the owner's justification. Claims made by the owner about the service population, water system configuration, or other criteria used to evaluate whether the system meets the definition of a "waterworks" will not be considered unless supported by records, such as business ledgers, sales receipts, or photographs.
3. Site visit - Field office staff will perform a site visit to confirm information provided by the owner, such as closure of the facility, the number of seats in a restaurant, or physical separation of the water system. Field office staff may also review physical copies of documents emailed to the field office during the site visit. Field offices may perform this site visit unannounced.
4. Sister agency notification - Field office staff will notify any other state agency regulating the facility to confirm ODW's proposed permit invalidation aligns with other permits and programs (e.g., local building official, local zoning, local health department (restaurant permit, campground permit, hotel permit, etc.), Virginia Department of Agriculture and Consumer Affairs (VDACS, food permit), Virginia Department of Social Services (child day program) , Virginia Department of Education (schools), VDH's Office of Environmental Health Services, etc.). If information the owner provides to ODW disagrees with information obtained from other agencies, ODW will not proceed with invalidation of the permit without resolving the discrepancies.
5. Central Office review –

- a. When the field office has collected adequate information such that the field director is assured that the water system does not meet the definition of a waterworks, the field director will email a summary of the situation and copies of the documentation compiled to the Field Services Engineer and the Director of the Division of Technical Services. This email will explain how the field office determined that the system does not meet the definition of a “waterworks”.
 - b. If the Field Services Engineer and the Director of the Division of Technical Services concur with the field director’s assessment, they will present this information to the ODW Office Director.
 - c. If the ODW Office Director concurs, the Field Services Engineer will inform the field director that the field office may inform the owner that the operation permit is no longer valid because the water system is not a waterworks.
6. Owner notification – If the ODW Office Director agrees that the permit is no longer valid, field office staff will utilize attachment PM-C8-Attachment 17- Operation Permit No Longer Valid to notify the owner. If the owner does not agree with ODW’ decision (i.e., the waterworks permit is no longer valid), they may request an informal fact-finding proceeding.

11. Temporary Permits

A temporary operation permit allows additional time for the waterworks to achieve required reliability or performance standards, collect additional data, and perform tests and/or determinations to establish hydraulic capacity. ODW describes these requirements to achieve compliance in temporary permit requirements.

The ODW field office may issue a temporary operation permit for the following circumstances:

1. Upon expiration or modification of an existing water purchase contract, where a new agreement includes a termination date which is less than 5 years from the operation permit issuance date (otherwise issue a standard permit);
2. When an enforcement action (Consent or Special Order) requires specific studies or improvements;
3. When existing source(s) have shown declining yield over time, as documented by sanitary surveys and monthly operation reports. Groundwater wells would require a yield and drawdown test; other sources may require special studies and evaluations;
4. Following construction of water treatment methods, processes, or equipment which are not covered by the design criteria in Part III of the Regulations, and which in principle and/or application are new or non-conventional. A temporary operation permit allows additional time for testing and evaluation of the treatment method, process, or equipment to establish confidence the waterworks will operate as proposed. (This was formerly addressed as a provisional permit);
5. When a standard operation permit has not been issued, and the owner has failed to submit in a timely manner the required documentation for issuance of a standard operation permit.

Such required documentation *may include* the WBOP¹³, Cross Connection Control Plan, Operation Permit Application, Bacteriological Sample Siting Plan, well lot plat, etc.;

6. When permitting existing but newly-discovered or reclassified waterworks having groundwater sources without complete water quality test results, and is operating without a permit. Examples of activities that could be completed by a waterworks owner under this scenario include:
 - a. Initial compliance chemical sampling such as nitrate/nitrite, unpreserved nitrite, inorganics, metals, volatile organic chemicals (VOCs), and cyanide;
 - b. Lead and copper tap sampling;
 - c. Raw water sampling (or distribution sampling if no treatment is provided and substitution is allowed) to support a GUDI evaluation. Normally, at least ten monthly samples are required. The district engineer may adjust the sampling frequency;
 - d. Completion and submittal of sampling plans for bacteriological, or disinfectants/disinfection byproduct sampling;
 - e. Completion and submittal of lead and copper materials survey and cross connection control plan;
 - f. Completion and submittal of a Waterworks Business Operations Plan; and
 - g. Completion and submittal of a signed agreement with a licensed waterworks operator.

If a waterworks does not meet the requirements of the Temporary Operation Permit, then enforcement action may be necessary.

Place a “T” at the end of the permit number, and include an expiration date below the effective (issue) date. The expiration date will depend on the reason for issuance, and the date determination will be documented by the field office. Generally, a Temporary Permit shall expire in 12 – 18 months and should not extend more than 24 months. However, the field office may consider longer Temporary Permit durations in special cases, for example, three years, to allow re-evaluation of the yield of wells or springs.

Field office staff will track Temporary Operation Permit issuance and expiration dates in R&R.

The field office should issue a Standard Operation Permit before the Temporary Permit expires if the Temporary Operation Permit Requirements have been completed. The Temporary Permit expiration date should be at least one month later than the deadline for the final temporary permit requirement to allow time to issue a Standard Permit before the Temporary Permit expires. This one-month period will also allow the field office time to review sample results, approve sampling plans, and complete GUDI evaluations in advance of issuing a Standard Permit.

¹³ SPECIAL NOTE: ODW will not issue a temporary permit to an owner of a “for-profit” TNC or NTNC waterworks solely because a WBOP has not been submitted. In these cases, a standard permit will be issued and the field office will inform the waterworks owner of the requirement to submit a WBOP.

Field office staff track completion of temporary permit requirements utilizing SDWIS compliance schedules. See the ODW SDWIS Users Manual for detailed instructions. If the owner fails to meet a deadline or complete actions required to meet a deadline, field office staff should remind the owner of the requirements, encourage completion of the requirements, and notify the Division of Compliance and Enforcement. If temporary permit expires and the requirements have not been completed, field office staff will:

1. Contact the owner to establish a schedule for completion.
2. Assist the owner, to the extent possible, with completion.
3. Confer with the Division of Compliance/Enforcement to determine next steps.
4. Issue a NOV for operation without an Operation Permit.

Reissuance of Temporary Operation Permits when the owner has failed to complete the required temporary permit requirements is considered by ODW on a case-by-case basis considering the following:

1. Owner must have a reasonable explanation for not meeting the requirements of the previous Temporary Operation Permit and the field office staff must concur.
2. Field office staff must be reasonably confident that the owner will complete the requirements of the new Temporary Operation Permit within the revised timeframe.
3. Owner has another VDH operation permit, e.g., food permit, campground permit, or marina permit, that could possibly be revoked or not renewed by the local health department.
4. ODW has confirmed the local health department is willing to work with ODW to compel compliance through their permit revocation process.
5. Compliance and Enforcement Division staff must concur with this approach.

Field office staff will generally utilize the template found in PM-C8-Attachment 2- Temporary Operation Permit for temporary permits. In cases where the owner of a TNC waterworks requests an expedited permit, field staff may use the short form found in PM-C8-Attachment 16- Short Temp Permit for TNCs.

After approval by the field director, field offices will route temporary permits through the compliance specialist to enter the temporary permit requirements into SDWIS, and notify Capacity Development Division staff if a WBOP is required.

12. Permit Revocation

ODW may revoke a permit pursuant to Va. Code § 32.1-174 when the Commissioner determines that:

1. The waterworks can no longer be depended upon to furnish pure water;
2. The capacity of the waterworks is inadequate for the purpose of furnishing pure water;
3. The owner has failed to abide by an order issued by the Commissioner;
4. The owner has abandoned the waterworks and discontinued supplying pure water; or
5. The owner has failed to pay the waterworks operation fee required by § 32.1-171.1.

ODW previously revoked permits because of changes in ownership, replacing a standard permit with a temporary permit, and determination that a water system does not meet the definition of a waterworks. In the case of changes in ownership or replacing a standard permit with a temporary

permit, ODW will issue an amended permit. The procedures for changes in ownership are in Chapter 8, Section 10.3. Change in Ownership. If ODW determines that a water system does not meet the definition of a waterworks, ODW will determine the permit to not be valid as described in Chapter 8, Section 10.4.

The field office will evaluate justification for revocation on a case-by-case basis with input from the enforcement staff. In some situations, the field office may need to pursue permit revocation through the enforcement process.

When the owner (i.e., the permit holder) is initiating the revocation, they may request permit revocation in writing, stating the reason for the permit revocation; and if applicable, should specify in the request that a hearing is not required. Field office staff then prepare a letter revoking the permit for the field director's signature.

When ODW is initiating the revocation, the district engineer, with concurrence of the field director, will send a notice by certified mail, return receipt requested, to the permit holder stating that it is ODW's intention to revoke the permit and the reason for the revocation. The notice shall also contain a request that the permit holder notify ODW in writing that they do or do not object to the revocation of the permit. Use the letters given in PM-C8-Attachment 10 (Notice of Intent to Revoke Permit) and PM-C8-Attachment 11 (Operation Permit Revocation).

Two courses of action may be followed, depending on receipt of the certified mail:

1. If the certified mail is returned undelivered, the district engineer should make every effort to contact the owner in person, or by telephone or email. If the attempts are unsuccessful, then the district engineer, with concurrence from the field director, will prepare a letter of revocation for the field director's signature. The field office will mail the letter, signed by the field director, to the owner at the last known address by certified mail, return receipt required. If the letter is returned undelivered, the field office will retain the letter in the correspondence file as evidence of notification, and will serve as authorization to revoke the permit.
2. If the owner notifies the field office in writing that he does not object to revocation of the permit, prepare a letter for the field director's signature revoking the permit. If the owner objects to the revocation of the permit, ODW will hold a hearing, in accordance with 12VAC5-590-160 of the Regulations. In these situations, the field office will refer to the Director of the Division of Compliance and Enforcement in the central office for further guidance.

If the owner is unable or unwilling to do so, the field director will consult with the local Health Director regarding the need to notify customers directly. ODW will notify the local building official of the details pursuant to permit revocation, by copy of the notification letter.

The procedure for processing a permit revocation are as follows:

1. The field office will post the electronic document file of the draft revocation letter on "odwshare", and update the tracking spreadsheet.

2. The effective date of the permit revocation letter shall be at least five working days after the date on which the letter (electronic document) is posted to “odwshare” by the field office.
3. The Field Services Engineer, the Director of Technical Services, and the Office Director will review the documents and may make edits to the revocation letter, or ask the field office to provide more information or corrections to the revocation letter.
4. After the central office approves the revocation letter, the central office will update the tracking spreadsheet. The central office will notify the field office after revocations are approved.
5. Field office administrative staff will print the version of the revocation letter reviewed and potentially edited by the central office. If the field office deems changes to the revocation letter necessary, the field office will contact the Field Services Engineer. The field director will sign the approved revocation letter.
6. The field office will scan the signed permit documents and upload to “odwshare” and updated the tracking spreadsheet. The field office will mail the revocation letter via Certified Mail to the waterworks owner. The field office will also make and mail copies of the revocation letter to all parties listed after the field director’s signature.

Appendix

Attachments are located at: <\\odwsrv1\odwshare\13-Manuals\02-Permit Manual>

- PM-C8-Attachment 1- Standard Operation Permit
- PM-C8-Attachment 2- Temporary Operation Permit
- PM-C8-Attachment 3- Operation Permit Conditions
- PM-C8-Attachment 4- Temporary Operation Permit Requirements
- PM-C8-Attachment 5- Waterworks Description Sheet
- PM-C8-Attachment 6- Operation Permit Transmittal Letter
- PM-C8-Attachment 7- Variance
- PM-C8-Attachment 8- Notice of Intent to Amend Operation Permit
- PM-C8-Attachment 9- Transmittal Checklist – Operation Permit for Director’s Signature
- PM-C8-Attachment 10- Notice of Intent to Revoke Operation Permit
- PM-C8-Attachment 11- Operation Permit Revocation Letter
- PM-C8-Attachment 12- Cover Letter – Change of Ownership Agreement Form
- PM-C8-Attachment 13- Change of Ownership Agreement Form (C.O.A.F.)
- PM-C8-Attachment 14- Application for Metering Variance
- PM-C8-Attachment 15- Operation Permit Application
- PM-C8-Attachment 16- Short Temp Permit for TNCs

Chapter 9 - Capacity Evaluation of Waterworks

1. Introduction

12VAC5-590-690 of the Regulations requires that the waterworks' capacity exceed the maximum daily water demand of the system. The waterworks' capacity is determined through an evaluation of the major components' ability to meet that demand at a minimum 20 psi pressure.¹⁴ (Major component categories are source, treatment, delivery and storage). The limiting value becomes the permitted capacity of the waterworks.

Water withdrawals may be limited by the Department of Environmental Quality (DEQ), through a Groundwater Withdrawal Permit, a Virginia Water Protection Permit, or by the DEQ, Virginia Marine Resources Commission (VMRC) and U.S. Army Corps of Engineers (USACE) collectively through a joint permit. These permits may affect the source capacity of the waterworks.

The overall capacity may also be limited for some waterworks by other VDH permits issued by the local health department, such as the food permit, or on-site waste disposal permit. When permitting a very small waterworks (serving less than 5 connections), field office staff should request all VDH permits for the facility from the local health department if the waterworks is new, or any new permits if the waterworks is expanded.

An on-site waste disposal permit may limit the overall capacity when no substantial amount of water is used by the water system for purposes that do not contribute to sewage volume. Examples of water uses that do not contribute to sewage volume include: irrigation, filling swimming pools, and producing canned or bottled beverages.

Other VDH permits are typically only limiting when the waterworks capacity is limited to existing facilities due to inadequate information to evaluate the capacity. In this case, the waterworks permitted capacity will typically match the other VDH permitted capacity, unless the waterworks serves more facilities than the other VDH permit (i.e. if a waterworks has connections to or serves a restaurant and an adjacent residence, the permitted capacity should include both, though only the restaurant would be included on the restaurant permit).

2. Estimated Demand

In the past, ODW based design daily water demands on Equivalent Residential Connections (ERC). An ERC was equivalent to 400 gpd.¹⁵ This often resulted in an inflated water demand, as national and state data now show that typical water usage for a single-family residential connection is 100-200 gpd per residence, or less. In addition, non-residential water demands are not accurately

¹⁴ The *recommended* minimum working pressure is 40 psi for all waterworks; 20 psi is the absolute minimum required in the Regulations.

¹⁵ 12VAC5-590-10 defines "Equivalent residential connection" means a volume of water used equal to a residential connection that is 400 gallons per day unless supportive data indicates otherwise; however, 400 gallons per day overestimates current design demand for residential connections and ODW is no longer relying on this design criteria.

reflected in the ERC values, particularly when waterworks provide water to commercial or industrial consumers with significant water use/consumption.

The field office staff estimates the maximum daily water demand determined for each waterworks and includes it in the capacity evaluation section of the WDS. If actual water usage figures are available and reliable, staff will use this data to evaluate the estimated demand. Staff will obtain historical water use data from monthly operation reports for metered systems and use minimum of 12 months of water production data. To account for seasonal variations in water use and avoid biasing the calculated average, multiples of 12 months of water production should be used. For new waterworks, the design engineer must provide estimated water demands as the design basis for the system. Actual water usage measurements from similar facilities or other published references are recommended by ODW.

Field office staff may estimate daily water demands for small non-community systems without historical water use records using AWWA’s “Design and Construction of Small Systems”, 1999. (PM-C9-Attachment 1). When actual or revised data is available, it should be used instead of these values.

Field office staff may use U.S. Census data to determine average number of persons per residential connection (<http://quickfacts.census.gov/qfd/states/51000.html>) or, without actual population data or representative Census data, assume each single family dwelling connection serves 2.5 persons per residence.

Field office staff may use a peaking factor (PF) to establish a peak hourly demand from average or maximum monthly water consumption data. Peaking factors should be used with caution, as they will depend on the type of customers in the service area. Particular attention to commercial and industrial water users is advised. Typical peaking factors are as follows:

Maximum Day= PF * Average Day	Peak Hour = PF * Average Day
PF Range = 1.5 – 3.0	PF Range = 2.5 – 5.0

Reference: Handbook of Public Water Supply Systems, HDR Engineering, 2001

Demand Calculation:

Community waterworks

Field office staff estimated maximum daily demand in gpd or MGD if an estimate is not provided by the design engineer; for example:

$$1 \text{ mobile home connection} = (50 \text{ gpd/person}) (3.0 \text{ persons/home}) = 150 \text{ gpd}$$

$$1 \text{ residential connection} = (50 \text{ gpd/person}) (2.5 \text{ persons/residence}) = 125 \text{ gpd}$$

Staff evaluate the capacity of a community waterworks in terms of flowrate (gpd or MGD) in the WDS and on the Operation Permit, unless adequate information is not available to establish a permit capacity. If only one groundwater source is available, ODW limits the

waterworks to a maximum of 49 residential connections. In this case, staff write the permit capacity as “### gpd and no more than 49 residential connections”. Refer to the example in this manual.

Noncommunity waterworks:

Field office staff also clearly define the design basis for waterworks with non-residential water use, for example:

Factory A: 25 gpd / person / 8-hr shift

Hospital B: 300 gpd / bed

School C: 25 gpd / pupil

Regardless of whether a meter is provided, staff include an estimate of the water usage in flow rate units (gpd), and define the basis for the estimate in the capacity evaluation. Where a meter is not provided, staff define the waterworks’ capacity in terms of the user characteristics, i.e. number of hospital beds, restaurant seats, students, etc.

3. Groundwater Sources

3.1. Well Yield and Groundwater Source Capacity

Field staff determine groundwater well source capacity from the well yield test results and the well pump performance characteristics. The well yield is equal to the stabilized pumping rate during the test. In situations where the capacity of the test pump is the limiting factor, the measured pumping rate will be used as the well yield. Field staff should ensure that the pump is sized to not exceed the well yield test results, except under unusual circumstances.

3.2. Yield Test Requirements – Wells Constructed in the Coastal Plain Region

DEQ currently regulates two Groundwater Management Areas (GWMA) in the Coastal Plain: the Eastern Virginia GWMA and the Eastern Shore GWMA. Facilities with wells in these areas may require a Groundwater Withdrawal Permit from DEQ if they withdraw 300,000 gal/month or more. In 2014, DEQ expanded the Eastern Virginia GWMA.¹⁶ DEQ’s permit program has requirements for persons withdrawing groundwater when a groundwater management area is declared or expanded.

DEQ will forward all draft Groundwater Withdrawal Permits to ODW for review and comment. The ODW Source Water Manual provides coordination procedures.

When issuing a Construction Permit for a waterworks within the GWMA, field office staff will include the appropriate comment regarding the DEQ Groundwater Withdrawal Permit in the Construction Permit (see PM-C5-Attachment 1).

¹⁶ 30:5 VA.R 465-466 November 4, 2013.

If DEQ issues a Groundwater Withdrawal Permit, ODW field office staff will include the DEQ permit withdrawals in the Waterworks Description Sheet (WDS). ODW does not use the DEQ permit maximum month or maximum annual groundwater withdrawals to determine source capacity; instead, the values shall be included for reference only.

When a DEQ Groundwater Withdrawal Permit is NOT required, the yield and drawdown test duration will be a minimum of 48 hours for a community waterworks, or 24 hours for a noncommunity waterworks. The field office may require longer yield and drawdown test durations if conditions warrant (12VAC5-590-840 B6). The well driller will run the test such that at a constant flowrate, a stabilized pumping water level is achieved for at least the last 6 hours of the test. Immediately following the pumping test, the well driller will record the water level recovery in the well for no less than 6 hours, or until the well returns to its static water level, whichever occurs first.

3.3. Yield Test Requirements – Wells Constructed in Areas Other than the Coastal Plain Region

The well driller will normally run a 48-hour yield and drawdown test at exhaustive capacity, which is the maximum rate the pump can deliver without lowering the water level below the minimum submergence required for the pump. The well driller will also:

1. Control the pumping rate throughout the test to maximize the production from the well during the test.
2. Run the yield and drawdown test such that at a constant flowrate, a stabilized pumping water level is achieved for at least the last six hours of the yield test.
3. Record the water level recovery in the well, immediately following the yield and drawdown test, for no less than 6 hours, or until the well returns to its static water level, whichever occurs first.

3.4. Other Yield Considerations

The Regulations allow noncommunity waterworks to reduce the yield test to no less than 8 hours, if source capacity requirement is 3 gpm or less. ODW field offices will only consider the minimum 8 hr test duration for TNC waterworks. See 12VAC5-590-1260 B.

NTNC waterworks serving schools and commercial areas that do not operate 24 hours a day may reduce the yield test to 24 hours (or 12 hours in the Coastal Plain), provided that the well drawdown reaches equilibrium prior to the last 6 hours of the reduced test period.

When an existing well fails to deliver the yield previously established by methods described above and/or the actual yield of the well is known to vary depending on month of the year, the field office will assign the yield as:

1. The lowest day production rate of record if the well is the sole source for the waterworks,
or
2. The lowest average daily production rate for any month if the well is not the sole source for the waterworks.

Field office staff will then reevaluate the yield periodically (every three years recommended).

For community waterworks that have a well or wells in consolidated rock formations, staff will assign a safety factor of 1.8 to well pump test results to determine the well’s sustainable yield. Wells in as the Eastern Virginia and Eastern Shore Groundwater Management Areas do not require a safety factor when determining that well’s sustainable yield.

Systems serving > 49 residential connections must provide at least one additional well with a capacity of ≥ 20% of the total required capacity¹⁷.

Well Yield Calculation:

Community waterworks, in consolidated rock formations

$$(\underline{Q} \text{ gpm over a 48 hr test}) (1440 \text{ min/day}) / 1.8 \text{ safety factor (SF)} = \underline{\hspace{2cm}} \text{ gpd}$$

Community, in unconsolidated formation within the GWMA

$$(\underline{Q} \text{ gpm over a 48 hr test}) (1440 \text{ min/day}) = \underline{\hspace{2cm}} \text{ gpd}$$

Noncommunity

$$(\underline{Q} \text{ gpm over a 48 hr test}) (1440 \text{ min/day}) = \underline{\hspace{2cm}} \text{ gpd}$$

(conversion to gpd may be reduced, depending on system time of operation)

Well Pump Calculation:

Critical capacity = Q gpm, as determined from the pump performance curve at the design head requirements, or for existing systems, by actual observed pump output when system head and pump curve data are not available.

$$\underline{Q} \text{ gpd} = (\underline{Q} \text{ gpm}) (1440 \text{ min/day}) = \underline{\hspace{2cm}} \text{ gpd}$$

ODW field staff will evaluate wells individually for both *yield* and *pump capacity*, and select the limiting value for each well. Staff evaluate the source capacity of waterworks with multiple wells as illustrated below:

Well #	Well Yield		Well Pump		Limiting Capacity
	gpm	gpd ¹	gpm	gpd ²	
1	10	8,000	10	14,400	8,000
2	20	16,000	10	14,400	14,400
Total	-	-	-	-	22,400

¹⁷ Note that the final amendments to the Regulations increase this value to 30%. When staff completed the current revisions to this manual, the final amendments had not been approved (when approved, this will be in 12VAC5-590-830 R).

$$^1 \text{ gpd} = \text{gpm} * 1440 \text{ min/day} / 1.8 \text{ SF}$$

{NOTE: The 1.8 SF is NOT used in unconsolidated formations in the Eastern Virginia & Eastern Shore GWMA}

$$^2 \text{ gpd} = \text{gpm} * 1440 \text{ min/day}$$

4. Spring Sources

Field office staff determine the yield of new springs using actual source water flow data to estimate the available flow during a 30-year drought using the Log Pearson Type III method. Field staff use a minimum of 1,000 daily flow measurements for analysis utilizing the Log Pearson Type III method when possible. Until sufficient data is available to conduct a frequency distribution analysis, staff assign the capacity as:

1. The lowest day production rate of record if the spring is the sole source for the waterworks, or
2. The lowest average daily production rate for any month if the spring is not the sole source for the waterworks.

$$(\text{Q gpm}) (1440 \text{ min/day}) = \text{___ gpd}$$

Other unusual surface water sources, such as reclaimed mines, may be suitable to this method of determining yield. Staff will reevaluate the yield of these sources periodically (every three years recommended). If this evaluation indicates a change in the permitted capacity, the staff will amend the operation permit as described in Chapter 8, section 10. Field office staff may utilize a spreadsheet located in PM-C9-Attachment 2 for assistance in performing this analysis.

5. Surface Water Sources

5.1. “Safe Yield” and Sustainable Surface Water Capacity

12 VAC5-590-830 includes the definitions for “safe yield” of simple and complex intakes, with a recommendation to request assistance from the State Water Control Board to determine this value. Section 830 has not been amended to reflect the creation of DEQ, and requests for assistance should be directed to the agency instead of the board. The “safe yield” is only one of several parameters considered in the determination of allowable surface water withdrawal by DEQ.

Surface water withdrawal restrictions are typically established through a Virginia Water Protection (VWP) permit that DEQ issues. The permit is sometimes issued jointly by DEQ, the Virginia Marine Resources Commission, and the U.S. Army Corps of Engineers, and is referred to as a joint permit. The VWP permit may restrict the surface water withdrawal rate under certain conditions and times of the year, and may specify different maximum daily, monthly, annual, and instantaneous withdrawal rates.

There are also several waterworks that do not hold a VWP permit from DEQ.¹⁸ Generally, these waterworks established their surface water withdrawal rights and intakes prior to July 1, 1989 and have not made alterations or improvements to them that would require a VWP permit. In cases where the waterworks does not hold a VWP permit from DEQ, the source capacity was *most likely* assigned to be the “safe yield” value determined when the intake was designed.

If a waterworks is subject to a DEQ VWP permit, ODW field offices will use the maximum daily withdrawal rate in that permit as the limiting source water quantity. If a maximum daily withdrawal rate is not stipulated in an existing VWP Permit, or if the waterworks does not hold a VWP Permit, or is not subject to the VWP permitting program, then ODW will consider the capacity of the intake structure, historical withdrawal rates, and the most current “safe yield” determinations of the stream or reservoir to determine source capacity.

Field office staff shall contact DEQ, Office of Water Supply, to obtain a copy of the current VWP permit. Field office staff will include background information on the source of the safe yield determination and the VWP permit in the “Capacity Evaluation” section of WDS (see PM-C8-Attachment 5).

5.2. Intake Capacity

Pumps

Field office staff will determine the intake pump capacity with the largest pump out of service (the “firm” pump capacity). At least two pumps are required.

$$(Q \text{ gpm})(1440 \text{ min/day}) = \text{___ gpd}$$

Screens

Intake screen design may be restricted in the VWP permit or joint permit from the DEQ, VMRC and USACE, and ODW field office staff must include the screen capacity in the capacity evaluation. Common restrictions include the maximum screen opening size and maximum screen face intake velocity. This information, evaluated with the actual intake screen design, may limit the hydraulic flowrate permissible through the intake structure.

6. Purchased Supply

Waterworks may obtain all of the water supply or a portion of the supply from a wholesale waterworks. The daily allocated volume of water supply from the wholesaler should be documented in a legal agreement between the consecutive and wholesale waterworks. Field office staff include the allocated volume in the source capacity section of the WDS and operation permit conditions, and cite the legal agreement.

¹⁸ DEQ refers to these facilities as “grandfathered,” which should not be confused with ODW’s use of the term “grandparent” or “grandparented” as they refer to existing waterworks that are exempted from certain design requirements in Part III of the Waterworks Regulations.

7. Treatment

Field office staff will evaluate all major treatment process units for hydraulic capacity and document in the WDS capacity evaluation. For conventional surface water treatment plants, the major processes include:

1. Coagulation
2. Flocculation
3. Sedimentation
4. Filtration
5. Disinfection

Flocculation:

$\underline{Q} \text{ gpm} = \text{Number of Floc Basins} * \text{Volume of each Floc. Basin (gal)} / \text{Required Detention Time (min)}$

$$(\underline{Q} \text{ gpm})(1440 \text{ min/day}) = \underline{\hspace{2cm}} \text{ gpd}$$

Filtration:

$\underline{Q} \text{ gpm} = \text{Number of filters} * \text{Surface loading rate (gpm/sf)} * \text{surface area per filter (sf)}$

$$(\underline{Q} \text{ gpm})(1440 \text{ min/day}) = \underline{\hspace{2cm}} \text{ gpd}$$

In nonconventional plants, major process units evaluated by staff include:

Ion Exchange:

Hydraulic capacity: $\underline{Q} \text{ gpm} = \text{Surface loading rate (gpm/sf)} * \text{surface area (sf)}$

Loading rate: Grains of filter capacity / grains/gal of constituents = $\underline{\hspace{2cm}}$ gal treated prior to regeneration. A realistic regeneration frequency should be established.

Membrane Filter:

$\underline{Q} \text{ gpm} = \text{permeate flow rate}$

$$(\underline{Q} \text{ gpm})(1440 \text{ min/day}) = \underline{\hspace{2cm}} \text{ gpd}$$

If unfiltered water is blended with permeate (for reverse osmosis systems), then this amount is added to Q to determine the total capacity.

8. Delivery Systems

8.1. Booster Pump Capacity

This includes pump stations that pump water to pressure storage (hydropneumatic tank).

1. At least two pumps are required.
2. Capacity is the combined pump capacity with all pumps in service.

Note that for small noncommunity systems, the booster pump duplicity and capacity requirements may be reduced by the field office in accordance with the type and size of system served.

The required capacity must meet the *peak* hour demand, or the maximum day demand + fire flow (whichever is the design condition). The *peak* hour demand or the maximum day demand + fire flow must be provided by the owner's engineer.

$$(\text{No. of pumps})(Q \text{ gpm})(1440 \text{ min/day}) = \text{___ gpd}$$

Field office staff calculate the transfer capacity for noncommunity waterworks using the criteria noted in 12 VAC 5-590-1250A: Delivery capacity is the capacity of the well pump or booster pump output over 1 hour + effective storage. For example, a TNC waterworks has a peak hourly demand of 50 gpm, a well pump capacity of 44 gpm, and a pressure tank with an effective storage of 360 gal.

The required delivery capacity is:	(50 gpm) (60 min) =	3,000 gal
The delivery capacity provided is:	(44 gpm) (60 min) =	2,640 gal
	<u>+ effective storage of the hydropneumatic tank =</u>	<u>360 gal</u>
Total delivery capacity =		3,000 gal

In some cases, the well pump may not directly serve the demand, such as a well that pumps to an atmospheric storage tank, followed by a booster pump that pumps from the atmospheric storage tank to a hydropneumatic tank. In this case, the delivery capacity is the booster pump output over 1 hour + effective storage of the hydropneumatic tank; well pump capacity and atmospheric storage capacity are not included. However, field staff evaluate these capacities to ensure that they can adequately supply the booster pump capacity. For example, a TNC waterworks has a peak hourly demand of 55 gpm, a well pump capacity of 44 gpm, an atmospheric storage tank with an effective storage of 1,000 gal, a booster pump capacity of 50 gpm, and a pressure tank with an effective storage of 360 gal.

The required delivery capacity is:	(55 gpm) (60 min) =	3,300 gal
The delivery capacity provided is:	(50 gpm) (60 min) =	3,000 gal
	<u>+ effective storage of the hydropneumatic tank =</u>	<u>360 gal</u>
Total delivery capacity =		3,360 gal

Supply check:

The booster pump capacity provided is:	(50 gpm) (60 min) =	3,000 gal
The well pump capacity provided is:	(44 gpm) (60 min) =	2,640 gal
	<u>+ effective storage of the atmospheric tank =</u>	<u>1,000 gal</u>
Total delivery capacity =		3,640 gal

This calculation only needs to be provided in the capacity evaluation if the booster pump supply capacity is limiting.

When facility expansion is expected, ODW staff will calculate a 24 hour equivalent capacity as shown below. This capacity is not limiting, but will serve as a threshold to indicate that the waterworks' delivery capacity should be reevaluated if the 24 hour equivalent capacity is exceeded.

$$24 \text{ hour equivalent capacity} = (\text{Peak Hour Capacity}) (24\text{hr/day}) / [(1 \text{ hr}) (\text{peaking factor})]$$

8.2. Transfer Pump Capacity

This includes pump stations which pump water to atmospheric storage, such as raw water pumps, low service pumps, high service pumps (surface water facilities), and distribution pump stations.

1. At least two pumps are required.
2. Capacity is determined with the largest pump out of service (the "firm" pump capacity).

$$(\underline{Q} \text{ gpm})(1440 \text{ min/day}) = \underline{\hspace{2cm}} \text{ gpd}$$

9. Storage

9.1. Storage Capacity

The amount of storage capacity required is the sum of the equalizing storage, fire flows (if fire protection is provided), and sometimes a reserve for emergencies. Equalizing storage is the amount of water needed to allow the water production facilities to operate at a constant rate, since demands will vary over time during a day.¹⁹ Traditionally, ODW has estimated the required storage to be 0.5 * maximum day demand for community waterworks.

Noncommunity systems are exempt from this minimum storage requirement, provided that sufficient delivery capacity is available to meet the peak hour demand (12VAC5-590-1250 A).

Field office staff do not include raw or partially treated water storage in the evaluation of water storage capacity.

9.2. Storage in Wholesale & Consecutive Waterworks

The operation permit WDS of both wholesale and consecutive waterworks must include information on the provision of storage, whether storage is provided by the wholesale waterworks, by the consecutive waterworks, or a combination thereof and whether the storage arrangement is by contract.

9.3. Storage: Atmospheric Tanks

Total effective storage volume is the useable volume available to store water in reservoirs or tanks, measured as the difference between the overflow elevation or the normal maximum operating level, and the minimum storage elevation. For tanks that directly provide system pressure, the effective volume is the storage volume above the minimum elevation that can provide a minimum pressure of 20 psi throughout the reservoir's service area under maximum daily water demand. Ground storage tanks that serve as reservoirs for booster pumps may have a minimum water elevation determined by pump controls.

9.4. Storage: Pressure Tanks

When a hydropneumatic tank (or bladder tank) is fed directly by a well (or wells), the effective storage volume is typically taken as one-third of the tank gross volume. Alternatively, effective storage can be calculated directly from pump control settings (pump on and off elevations), if the resulting value is more conservative.

9.5. Storage: Combined Tanks

When a pressure tank is fed from a ground storage tank, the total effective storage is the sum of the effective storage from the ground storage tank(s) and the pressure tank(s).

¹⁹ Handbook of Public Water Systems, Culp/Wesner/Culp, 1986.

10. Design Exceptions and Permit Capacity

10.1. Storage Design Exceptions

Field offices may grant waterworks an exception to the storage requirement (12VAC5-590-690 B) if computer modeling demonstrates that adequate pressure will be maintained under peak demands, including fire flows. The design engineer will use an extended period simulation for this purpose. ODW has established the following minimum requirements for the model:

1. Use a calibrated system model that accurately reflects the existing pipes, pump stations, and storage tanks and the way they are actually operated;
2. Model realistic water demands: Develop Maximum Day Demand: Average Day Demand (MDD:ADD) ratios and diurnal variations from historical data; model anticipated growth by increasing demands at existing nodes in probable locations;
3. Input set points (pump on/off, tank levels) similar to normal operating values;
4. Model extended period simulation of MDD with fire flow added during the peak hour; and
5. Model duration of at least 30 hours (48 hours recommended).

ODW has established the following success criteria required to demonstrate that the waterworks has sufficient capacity to meet both existing and future water demands:

1. All nodes must be able to provide a minimum 20 psi at both MDD plus fire flow and at peak hour flow conditions;
2. Total storage volume must recover to within 5% of the initial value at the end of the simulation. Individual storage tank levels must recover to within 10% of their initial levels; and
3. Tanks must not empty. The levels for elevated tanks must fluctuate less than 30 feet.

Waterworks for which the field office approves an exception to the storage requirement in the Regulations must update their computer model continuously to reflect changing facilities, demands and operating conditions. The waterworks must update the model at least every two years to verify that the waterworks is able to meet the defined success criteria at the permitted flow. The field office will include this requirement as a condition of the operation permit.

The field office will require emergency/standby power capabilities to provide emergency power for all pumping needs required in the computer model. The field office will require emergency power capabilities (i.e. portable generator receptacle/hook up and manual transfer switch) at waterworks serving < 500 population and standby power (i.e. automatically activated on-site generator) for waterworks serving ≥ 500 persons.

10.2. Conventional Plant Re-rating

Field staff will refer to WM 902 for information on re-rating conventional treatment processes, including flocculation, sedimentation and gravity filters.

11. Conclusions

The capacity evaluation in the WDS or description sheet of proposed construction will conclude with a summary sentence / paragraph. These will be different for construction permits and operation permits.

11.1. Construction Permits

The field office will not “promise” an operation permit capacity at this stage, unless the construction permit is for an entire, new waterworks. In most cases, the summary in a construction permit description sheet of proposed construction will contain the following language:

“Conclusion: This project may result in change in the permitted capacity of the waterworks. After the proposed improvements are constructed and placed in operation, the permitted capacity of the entire waterworks will be re-evaluated.”

11.2. Operation Permits

The capacity evaluation conclusion in a WDS and the operation permit conditions will state the permitted capacity of the entire waterworks, and provide an explanation for the assigned value. When information on individual components of a waterworks is insufficient, such as well yield or well pump rating, a capacity determination for the entire system may be difficult. The conclusions made in the capacity evaluation for a pre-existing system will depend on the evidence to substantiate whether the system is performing adequately. Field offices may permit existing systems with no evidence of inadequate performance in the past for the capacity of the existing service(s), described in appropriate units for the waterworks (such as restaurant seats), until the field office obtains and evaluates the missing data.

Operation permit - Examples of common evaluation conclusions:

Waterworks’ limiting hydraulic component is storage:

“Conclusion: This waterworks is limited to a capacity of ### gpd due to limited storage.”

Only one well source, community waterworks’ limiting hydraulic component is well yield:

“Conclusion: This waterworks is limited to a capacity of ### gpd due to limited well yield. However, the number of connections cannot exceed 49 until an acceptable additional source is provided.”

NOTE: On the permit face the capacity will read “### gpd and no more than 49 connections”.

Existing TNC waterworks, hydraulic data is lacking for existing well and bladder tank, but past performance is satisfactory:

“Conclusion: This waterworks is limited to a capacity of one existing structure with ## existing restaurant seats until information on the well yield and pump capacity is provided and the need for additional storage is evaluated.”

Operation permit - Examples of more unusual evaluation conclusions:

The field office has granted the waterworks a Design Exception to storage requirement after the waterworks demonstrated reliable service through computer modeling and storage is no longer the limiting component. The field office will include a statement such as:

“Conclusion: Storage is adequate for a maximum daily water demand of ## MGD, based on the waterworks’ evaluation of the distribution system using a computer model. Therefore, this waterworks is limited to a capacity of ### MGD due to limited (raw water withdrawal)(specific treatment component hydraulic capacity)(low service/high service pumping capacity).”

Consecutive waterworks without firm gallon-per-day purchase contract; source or transfer facility is limiting component:

“Conclusion: This waterworks is limited to a capacity of ### gpd due to the ability of the water purveyor to deliver.”

12. Calculation Units

Field staff staff utilize the following abbreviations in in capacity calculations to ensure consistency.

C - degrees Celsius [°C]	lb – pounds
F – degrees Fahrenheit [°F]	lb/ft ² – pounds per square foot
CT – (the residual disinfectant concentration, in mg/L)(contact time, in min)	mg – milligrams
CU – color units	MGD – million gallons per day
ft ² – square foot (feet) of area	mg/L – milligrams per liter
ft/min – foot (feet) per minute	min – minutes
ft/sec – foot (feet) per second	mL – milliliters
gal – gallon(s)	mm – millimeters
gpd – gallons per day	NTU – nephelometric turbidity units
gpd/ft ² – gallons per day per square foot	pCi – picocurie(s)
gpm – gallons per minute	psi – pound(s) per square inch
gpm/ft – gallons per minute per foot	T – time, in minutes
gpm/ft ² – gallons per minute per square foot	µm - micrometers (or microns)
in – inch(es)	µg/L - micrograms per liter

13. Example Calculations

To estimate water demands for existing waterworks:

1. Historical usage/production data is preferred.
2. If historical data is not available, estimate demands based on similar facilities or published references.

To estimate water demands for new waterworks:

1. Use estimated demands provided by the engineer from the approved PER or project design calculations.
2. The capacity of the waterworks must meet or exceed the maximum daily water demand of the system.

For noncommunity waterworks, if the field office cannot determine a flow rate for source, treatment, or delivery, then the field office will limit the waterworks capacity to the existing facility(ies) (i.e., existing restaurant seats, students & staff, buildings, etc.).

Example 1 - Existing TNC – no historical usage data

Existing system without well yield or pump capacity information; no meter: ODW discovers a 30 seat restaurant; the water system consists of a well and 86-gal bladder tank serving one building. No meter or treatment is included in the waterworks. The owner states the restaurant serves an average of 120 patrons per day.

WATERWORKS CAPACITY

1. Estimated Water Demand:

Average water use = 10 gpd/restaurant patron*

Average daily demand = (10 gpd/patron) (120 patrons) = 1,200 gpd

Estimated peaking factor (PF) = (4) (24 hrs/day / 12 hrs/day operation) = 8.0
 (8.0) (1,200 gpd) = 9,600 gpd

Peak hour demand = (9,600 gpd) (1 hr) / (24 hrs/day) = 400 gal

(*per AWWA Design and Construction of Small Water Systems, 2nd Edition, 1999)

2. Source Water Capacity:

Well Name	Well Yield ¹		Well Pump ²		Limiting Capacity
Well 1	unknown	unknown	unknown	unknown	unknown
Total	-	-	-	-	unknown

^{1,2} gpd = gpm x 1440 min/day

3. Storage Capacity:

<u>Tank Name</u>	<u>Effective Storage</u>
Hydropneumatic Tank:	(1/3)(86 gal) = 29 gal
Total:	29 gal

Noncommunity waterworks are required to provide delivery capacity to meet peak hour demand.

Conclusion: This waterworks is permitted for a capacity of one existing structure with 30 existing restaurant seats until information on the well yield and pump capacity is provided and the need for additional storage is evaluated. *{The field office staff would write the capacity on the operation permit as one existing structure with 30 existing restaurant seats. The staff would not evaluate peak hour delivery capacity because data is not available on the well pump capacity}*

Example 2 - Existing TNC – with meter data

Existing system with information on the well construction, yield and pump capacity; treatment and meter are provided:

A picnic area and visitor center is open 16 hours per day from May 1 to October 31 every year. It averages 1,500 visitors/day and has two comfort stations behind the visitor center. The comfort stations have sinks for handwashing. A 6-inch diameter well is used which yielded 51 gpm. The well is provided with a 5 hp submersible pump rated for 26 gpm. The system includes a meter, hypochlorite feed system, and 20,000 gal storage tank. Water flows by gravity from the tank through 3-inch and 4-inch diameter distribution lines.

WATERWORKS CAPACITY

1. Estimated Water Demand:

Average daily demand = 15,000 gpd*

(*Per Monthly Operating Reports dated April, 2016 - July, 2018, the average water production is 15,000 gpd)

Peak hour demand:

Estimated PF = (4) (24 hrs/day / 16 hrs/day operation) = 6.0

(6.0) (15,000 gpd) = 90,000 gpd

(90,000 gpd) (1 hr) / (24 hrs/day) = 3,750 gal

2. Source Water Capacity:

Well Name	Well Yield ¹		Well Pump ²		Limiting Capacity
Well 1	51 gpd	73,440 gpd	26 gpd	37,440 gpd	37,440 gpd
Total	-	-	-	-	37,440 gpd

^{1,2} gpd = gpm x 1440 min/day

3. Storage Capacity:

<u>Tank Name</u>	<u>Effective Storage</u>
<u>Atmospheric Storage Tank:</u>	<u>20,000 gal</u>
Total:	20,000 gal

Noncommunity systems are required to provide delivery capacity to meet peak hour demand.

4. Delivery Capacity:

Peak Hour Delivery:

Well pumping: (26.0 gpm) (60min/hr) =	1,560 gal
<u>Storage:</u>	<u>20,000 gal</u>
Total:	21,560 gal

Peak hour demand = 3,750 gal < 21,560 gal provided

Equivalent 24 hour capacity = (21,560 gal) (24 hr/day) / [(1 hr) (4.0)] = 129,400 gpd

This capacity is not limiting, but exceedance may indicate that peak hour delivery capacity is inadequate.

Conclusion: This waterworks is permitted for a capacity of 37,400 gpd due to limited well pump capacity. {The field office staff would write the capacity on the operation permit as 37,400 gpd. Note that the waterworks provided inadequate information on the hypochlorite feed system. If treatment is required then field office staff will verify this data and check the adequacy of the treatment capacity. Staff do not need to include simple solution-type chemical feed systems in the Waterworks Description Sheet Capacity Evaluation, but need to include them in the reviewer's notes.}

Example 3 - New NTNC

A school designed for 200 students is served by a groundwater well with a reported yield test of 12 gpm, furnished with a 10 gpm submersible pump. One 2.0-ft diameter manganese greensand filter is supplied with sodium hypochlorite and permanganate feed systems. One 5,000 gal atmospheric storage tank, two booster pumps with a combined capacity of 30 gpm, and one 5,000 gal hydropneumatic tank are also provided.

WATERWORKS CAPACITY

1. Estimated Water Demand:

Average daily demand = 4,000 gpd*

Maximum Daily Demand = 5,000 gpd*

Peak hour demand = 2,500 gal*

(*Per the approved Preliminary Engineering Report titled XXXX, dated XXXX)

2. Source Water Capacity:

Well Name	Well Yield ¹		Well Pump ²		Limiting Capacity
	gpm	gpd	gpm	gpd	
Well 1	12 gpm	17,280 gpd	10 gpm	14,400 gpd	14,400 gpd
Total	-	-	-	-	14,400 gpd

^{1,2} gpd = gpm x 1440 min/day

3. Treatment Capacity:

Greensand filtration:

Number of filters: 1

Total surface area: 3.1 sf

Maximum filtration rate 3 gpm/sf

Capacity = (3.1 sf) (3 gpm/sf) (1,440 min/day) = 13,600 gpd

Limiting treatment capacity: 13,600 gpd based on Filtration

(Simple solution-type chemical feed systems must be verified for feed capacity with respect to the well pump capacity, but do not need to be included in the Waterworks Description Sheet capacity evaluation.)

4. Storage Capacity:

<u>Tank Name</u>	<u>Effective Storage</u>
Hydropneumatic Tank:	(1/3) (5,000 gal) = 1,667 gal
<u>Atmospheric Storage Tank:</u>	<u>5,000 gal</u>
Total:	6,667 gal

Noncommunity systems are required to provide delivery capacity to meet peak hour demand.

5. Delivery Capacity:

Booster Pump:

Number of Pumps: 2

Capacity = (30.0 gpm) (1,440 min/day) = 43,240 gpd

Peak Hour Delivery:

Booster pumping: (30.0 gpm) (60min/hr) = 1,800 gal

Hydropneumatic Tank: 1,667 gal

Total: 3,467 gal

Peak hour demand = 2,500 gal < 3,467 gal provided

Estimated Peak Hour PF = (2,500 gal)(16 hr/day operation) / (5,000 gpd) = 8.0

Equivalent 24 hour capacity = (3,467 gal) (24 hr/day) / [(1 hr) (8.0)] = 10,400 gpd

This capacity is not limiting, but exceedance may indicate that peak hour delivery capacity is inadequate.

Conclusion: This waterworks is permitted for a capacity of 13,600 gpd due to limited treatment capacity. *{The capacity on the operation permit would be written as 13,600 gpd. Note that because there are components located upstream of the booster pumps, there is potential for those components to limit the peak hour delivery capacity. To ensure that this is not the case, field office staff will perform a supply check as follows. This does not need to be included in the capacity evaluation calculations unless the supply is limiting.}*

Supply check:

The well pump capacity provided is: (10 gpm) (60 min) = 600 gal
 + effective storage of the atmospheric tank = 5,000 gal
 Total delivery capacity = 5,600 gal
 5,600 gal > 3,467 -ok }

Example 4 - Existing community

A 40-home subdivision is served by a simple groundwater system consisting of one drilled well with a 48-hr test yield of 30 gpm, a 20 gpm submersible well pump, 20,000 gal atmospheric storage tank, two booster pumps with a combined capacity of 120 gpm, and a 5,000 gal hydropneumatic tank. Well is drilled in consolidated bedrock. Accurate historical metering data is not available.

WATERWORKS CAPACITY

1. Estimated Water Demand:

1 residential connection = 75 gpd/person*
 Population density: 2.4 persons/residence**
 Average water use = (75 gpd/person) (2.4 persons/residence) = 180 gpd/residence
 Average daily demand = (180 gpd) (40) = 7,200 gpd

(*per AWWA Design and Construction of Small Water Systems, 2nd Edition, 1999)
 (**per 2010 US Census Data for XXX County)

2. Source Water Capacity:

Well Name	Well Yield ¹		Well Pump ²		Limiting Capacity
Well 1	30 gpm	24,000 gpd	20 gpm	28,800 gpd	24,000 gpd
Total	-	-	-	-	24,000 gpd

¹ gpd = gpm x 1440 min/day / 1.8 SF

² gpd = gpm x 1440 min/day

3. Storage Capacity:

<u>Tank Name</u>	<u>Effective Storage</u>
Hydropneumatic Tank:	(1/3) (5,000 gal) = 1,667 gal
Atmospheric Storage Tank:	20,000 gal
Total:	21,667 gal

Available storage capacity at 0.5 day storage = 21,667 gal/0.5 day = 43,333 gpd

4. Delivery Capacity:

Booster Pump:

Number of Pumps: 2

Capacity = (120.0 gpm) (1,440 min/day) = 172,800 gpd

Conclusion: This waterworks is permitted for a capacity of 24,000 gpd due to limited well yield. However, the number of connections cannot exceed 49 until an acceptable additional source is provided.

{Since well yield is limiting and there is only one well, the field office should limit the capacity on the operation permit to no more than 24,000 gpd or 49 connections, whichever is reached first. In the absence of well yield information the field office would limit the permit to 40 existing residential connections.

Example 5 - Existing community

A community system has 50 connections and a historical average day water production of 8,300 gpd, 2 wells with a yield of 10 gpm and 20 gpm respectively, and individual well pump capacities of 10 gpm, 20,000 gal atmospheric storage tank, two booster pumps with a capacity of 60 gpm each, and a 5,000 gal hydropneumatic tank. The wells are located in consolidated rock formation.

WATERWORKS CAPACITY

1. Estimated Water Demand:

Average daily demand = 8,300 gpd*

(*Per Monthly Operating Reports dated April, 2016 - March, 2018, the average water production is 8,300 gpd)

2. Source Water Capacity:

Well Name	Well Yield ¹		Well Pump ²		Limiting Capacity
	gpm	gpd	gpm	gpd	
Well 1	10 gpm	8,000 gpd	10 gpm	14,400 gpd	8,000 gpd
Well 2	20 gpm	16,000 gpd	10 gpm	14,400 gpd	14,400 gpd
Total	-	-	-	-	22,400 gpd

¹ gpd = gpm x 1440 min/day / 1.8 SF

² gpd = gpm x 1440 min/day

3. Storage Capacity:

<u>Tank Name</u>	<u>Effective Storage</u>
Hydropneumatic Tank:	(1/3) (5,000 gal) = 1,667 gal
Atmospheric Storage Tank:	20,000 gal
Total:	21,667 gal

Available storage capacity at 0.5 day storage = 21,667 gal/0.5 day = 43,333 gpd

4. Delivery Capacity:

Booster Pump:

Number of Pumps: 2

Capacity = (2) (60.0 gpm) (1,440 min/day) = 172,800 gpd

Conclusion: This waterworks is permitted for a capacity of 22,400 gpd due to source capacity. {The field office would write the capacity on the operation permit as 22,400 gpd.}

Example 6 - Existing community

A mobile home park with 44 existing connections is provided with a well and three 86-gal bladder tanks. The well yield is reported to be 32 gpm and the pump is rated for 30 gpm. A review of the waterworks performance over the past 5 years demonstrates that the facilities have provided adequate service (quantity and pressure) to all customers. The well is drilled in consolidated bedrock.

WATERWORKS CAPACITY

1. Estimated Water Demand:

1 residential connection = 50 gpd/person*
 Population density: 3.6 persons/residence**
 Average water use = (50 gpd/person) (3.6 persons/residence) =180 gpd/residence
 Average daily demand = (180 gpd) (44) = 7,920 gpd

(*per AWWA Design and Construction of Small Water Systems, 2nd Edition, 1999)
 (**per 2010 US Census Data for XXX County)

2. Source Water Capacity:

Well Name	Well Yield ¹		Well Pump ²		Limiting Capacity
	gpm	gpd	gpm	gpd	
Well 1	32 gpm	25,600 gpd	30 gpm	43,200 gpd	25,600 gpd
Total	-	-	-	-	25,600 gpd

¹ gpd = gpm x 1440 min/day / 1.8 SF

² gpd = gpm x 1440 min/day

3. Storage Capacity:

<u>Tank Name</u>	<u>Effective Storage</u>
Hydropneumatic Tank:	(1/3) (3x86 gal) = 86 gal
Total:	86 gal

Available storage capacity at 0.5 day storage = 86 gal/0.5 day = 172 gpd

Conclusion: This waterworks is permitted for a capacity limited to the existing 44 mobile home connections until the need for additional storage is evaluated.

{The field office would write the capacity on the operation permit as 44 existing mobile home connections.}

Example 7 - New community

A developer proposed a new residential subdivision with 80 single-family dwellings and a recreation center. The waterworks will use groundwater pumped from two drilled wells located in consolidated rock. Well 1 has a 48-hr test yield of 50 gpm and is installed with a 45 gpm submersible well pump. Well 2 has a 48-hr test yield of 22 gpm and is installed with a 22 gpm submersible well pump. The wells pump to a 5,000 gal ground storage tank. The system is served by dual 10,000 gal hydropneumatic tanks and dual 50 gpm booster pumps. The approved PER lists average daily demand of 12,000 gpd.

WATERWORKS CAPACITY

1. Estimated Water Demand:

Average daily demand = 12,000 gpd*

Maximum daily demand = 18,000 gpd*

(*Per the approved Preliminary Engineering Report titled XXXX, dated XXXX)

2. Source Water Capacity:

Well Name	Well Yield ¹		Well Pump ²		Limiting Capacity
	gpm	gpd	gpm	gpd	
Well 1	50 gpm	40,000 gpd	45 gpm	64,800 gpd	40,000 gpd
Well 2	22 gpm	17,600 gpd	22 gpm	31,680 gpd	17,600 gpd
Total	-	-	-	-	57,600 gpd

¹ gpd = gpm x 1440 min/day / 1.8 SF

² gpd = gpm x 1440 min/day

3. Storage Capacity:

<u>Tank Name</u>	<u>Effective Storage</u>
Hydropneumatic Tank 1:	(1/3) (10,000 gal) = 3,333 gal
Hydropneumatic Tank 2:	(1/3) (10,000 gal) = 3,333 gal
<u>Atmospheric Tank:</u>	<u>5,000 gal</u>
Total:	11,667 gal

Available storage capacity at 0.5 day storage = 11,667 gal/0.5 day = 23,333 gpd

4. Delivery Capacity:

Booster Pump:

Number of Pumps: 2

Combined Capacity = (2)(50.0 gpm) (1,440 min/day) = 144,000 gpd

Conclusion: This waterworks is permitted for a capacity of 23,333 gpd due to limited storage capacity. *{The field office would write the capacity on the operation permit as 23,333 gpd.}*

Example 8 - Conventional Surface Water Treatment Plant

The DEQ has issued a waterworks containing a conventional surface water treatment plant an updated VWP Permit limiting the maximum daily withdrawal to 2.5 MGD.

WATERWORKS CAPACITY

1. Estimated Water Demand:

Average daily demand = 745,600 gpd*

(*Per Monthly Operating Reports dated March 2015 - February 2018, the average water production is 745,600 gpd. Maximum day water production was 810,000 gpd.)

2. Source Water Capacity:

<u>Source Name</u>	<u>Capacity</u>
North Fork Shenandoah River:	2,500,000 gpd
Total Source Capacity:	2,500,000 gpd

3. Treatment Capacity:

Raw water pumps:

Number of pumps: 2

Capacity (1 unit out of service) = (2,300 gpm) (1,440 min/day) = 3,312,000 gpd

Flocculation:

Number of basis: 3

Total volume: 56,104 gal

Required retention time: 25 min

Capacity = (56,104 gal) / (25 min) (1,440 min/day) = 3,232,000 gpd

Sedimentation:

Number of basis: 3

Total volume: 448,830 gal

Required retention time: 200 min

Capacity = (448,830 gal) / (200 min) (1,440 min/day) = 3,232,000 gpd

Media filtration:

Number of filters: 3

Total surface area: 675.0 sf

Maximum filtration rate 4 gpm/sf

Capacity = (675.0 sf) (4 gpm/sf) (1,440 min/day) = 3,888,000 gpd

Clearwell:

Number of vessels: 1

Total volume: 299,220 gal

$(299,220 \text{ gal}) (0.9 \text{ baffle factor}) = 269,298 \text{ gal}$
 Minimum chlorine residual = 1.2 mg/L
 Required CT = 36.0 min-mg/L at 0.5 °C and pH = 7.0
 Required retention time = $(36.0 \text{ min-mg/L}) / (1.2 \text{ mg/L}) = 30 \text{ min}$
 Required retention time: 30 min
 Capacity = $(269,298 \text{ gal}) / (30 \text{ min}) (1,440 \text{ min/day}) = 12,930,000 \text{ gpd}$

Sodium Hypochlorite:

Chemical concentration: 12.5% = 125,000 mg/L
 Metering pump capacity: 115.2 gpd
 Required concentration: 1.2 mg/L
 Capacity = $(125,000 \text{ mg/L}) / (1.2 \text{ mg/L}) (115.2 \text{ gpd}) = 12,000,000 \text{ gpd}$

Orthophosphate:

Chemical concentration: 36% = 360,000 mg/L
 Metering pump capacity: 24.0 gpd
 Required concentration: 2.0 mg/L
 Capacity = $(360,000 \text{ mg/L}) / (2.0 \text{ mg/L}) (24.0 \text{ gpd}) = 4,320,000 \text{ gpd}$

Caustic Soda:

Chemical concentration: 50% = 500,000 mg/L
 Metering pump capacity: 115.2 gpd
 Required concentration: 10.0 mg/L
 Capacity = $(500,000 \text{ mg/L}) / (10.0 \text{ mg/L}) (115.2 \text{ gpd}) = 5,760,000 \text{ gpd}$

High service pumps:

Number of pumps: 3
 Capacity (1 unit out of service) = $(2,084 \text{ gpm}) (1,440 \text{ min/day}) = 3,001,000 \text{ gpd}$

Limiting treatment capacity: 3,001,000 gpd based on High Service Pumping

4. Storage Capacity:

<u>Tank Name</u>	<u>Effective Storage</u>
Banks Fort Road Elevated Tank:	200,000 gal
Strasburg Reservoir:	1,000,000 gal
Strasburg Junction Tank:	66,300 gal
Route 55 Tank:	2,105,000 gal
Total:	3,371,300 gal

Available storage capacity at 0.5 day storage = $3,371,300 \text{ gal} / 0.5 \text{ day} = 6,743,000 \text{ gpd}$

5. Delivery Capacity:

Aileen Avenue Booster Pump Station:

Number of Pumps: 2

Capacity (1 unit out of service) = (1) (300.0 gpm) (1,440 min/day) = 432,000 gpd

Strasburg Junction Booster Pump Station:

Number of Pumps: 2

Capacity (1 unit out of service) = (1) (46.0 gpm) (1,440 min/day) = 66,240 gpd

North Shenandoah Industrial Park Booster Pump Station:

Number of Pumps: 2

Capacity (1 unit out of service) = (1) (412.0 gpm) (1,440 min/day) = 593,280 gpd

Fairfield Drive Booster Pump Station:

Number of Pumps: 2

Capacity (1 unit out of service) = (1) (120.0 gpm) (1,440 min/day) = 172,800 gpd

Conclusion: This waterworks is permitted for a capacity of 2.5 MGD due to limited source water capacity.

Example 9 - Coastal Plain Groundwater Management Area

A Community waterworks serving less than 50 connections has a well located within the coastal plain Groundwater Management Area.

WATERWORKS CAPACITY

1. Estimated Water Demand:

Average daily demand = 8,562 gpd*

(*Per Monthly Operating Reports dated March, 2015 - February, 2018, the average water production is 8,562 gpd)

2. Source Water Capacity:

Well Name	Well Yield ¹		Well Pump ²		Limiting Capacity
Well 1	36 gpd	51,840 gpd	14 gpd	20,160 gpd	20,160 gpd
Total	-	-	-	-	20,160 gpd

^{1,2} gpd = gpm x 1440 min/day

3. Storage Capacity:

<u>Tank Name</u>	<u>Effective Storage</u>
Hydropneumatic Tank:	(1/3)(2,960 gal) = 987 gal
Atmospheric Tank:	9,134 gal
Total:	10,121 gal

Available storage capacity at 0.5 day storage = 10,121 gal/0.5 day = 20,241 gpd

4. Delivery Capacity:

Booster Pump Station:

Number of Pumps: 2

Capacity = (2) (88.0 gpm) (1,440 min/day) = 253,440 gpd

Conclusion: This waterworks is permitted for a capacity of 20,160 gpd due to limited source capacity, and no more than 49 residential connections.

Example 10 - Consecutive waterworks

A consecutive community waterworks, the XYZ Service Authority, consists of a consecutive connection with the Town of Happyville and a distribution system. The XYZ Service Authority has a purchase contract with the Town of Happyville, dated 12/31/2015, providing up to 40,000 gpd of finished water. The XYZ Service Authority waterworks has no storage facilities and relies on the Town of Happyville to provide storage capacity.

WATERWORKS CAPACITY

1. Estimated Water Demand:

Average daily demand = 90,837 gpd*

(*Per Monthly Operating Reports dated March, 2015 - February, 2018, the average water purchased from Happyville is 90,837 gpd)

2. Source Water Capacity:

<u>Source Name</u>	<u>Capacity</u>
<u>Town of Happyville, Purchase [PWSID XXXXXXXX]:</u>	<u>40,000 gpd</u>
Total Source Capacity:	40,000 gpd

Water production and storage is allocated to the following consecutive waterworks as follows:

Waterworks Name	PWSID	Permit Capacity (gpd)	Delivered Capacity (gpd)	Total Storage Required ¹ (gal)	Storage Provided-Consecutive ² (gal)	Storage Provided – Wholesale ³ (gal)
XYZ Service Authority	XXXXXX	40,000	None	20,000	None	20,000

1. Total storage required by the consecutive waterworks.
2. Total effective storage provided by the consecutive waterworks.
3. Total effective storage provided by this wholesale waterworks.

Conclusion: This waterworks is permitted for a capacity of 40,000 gpd due to limited source capacity.

Example 11 - Storage Capacity justified by hydraulic model

A community waterworks has two wells located in a consolidated rock formation. The owner’s engineer has provided a hydraulic model indicating minimum pressure requirements can be obtained throughout the distribution system during peak hour and during max-day demand plus fire flow.

WATERWORKS CAPACITY

1. Estimated Water Demand:

Average daily demand = 280,000 gpd*

(*Per Monthly Operating Reports dated March, 2015 - February, 2018, the average water production is 280,000 gpd. Maximum day production was 360,000 gpd)

2. Source Water Capacity:

Well Name	Well Yield ¹		Well Pump ²		Limiting Capacity
Well 1	100 gpm	80,000 gpd	100 gpm	144,000 gpd	80,000 gpd
Well 2	200 gpm	160,000 gpd	150 gpm	216,000 gpd	160,000 gpd
Total	-	-	-	-	240,000 gpd

¹ gpd = gpm x 1440 min/day / 1.8 SF

² gpd = gpm x 1440 min/day

3. Storage Capacity:

The Waterworks’ system-wide hydraulic model titled, “Town of Bridgewater, Hydraulic Modeling Report”, dated June 4, 2014, demonstrated that adequate pressure can be maintained during peak demands (maximum day of 360,000 gpd and fire flow) with a total atmospheric storage of 120,000 gal.

4. Delivery Capacity:

Booster Pump Station:

Number of Pumps: 2

Capacity (1 unit out of service) = (1) (200.0 gpm) (1,440 min/day) = 288,000 gpd

Conclusion: This waterworks is permitted for a capacity of 240,000 gpd due to limited source capacity.

Example 12 - 4-log virus inactivation

A noncommunity waterworks has one well located in a consolidated rock formation and requires 4-log virus inactivation. The engineer’s analysis indicates that a contact time of 6.0 min-mg/L is required.

WATERWORKS CAPACITY

1. Estimated Water Demand:

Average daily demand = 5,000 gpd*

Peak hour demand = 900 gal*

(*Per the approved Preliminary Engineering Report titled XXXX, dated XXXX)

2. Source Water Capacity:

Well Name	Well Yield ¹		Well Pump ²		Limiting Capacity
	gpm	gpd	gpm	gpd	
Well 1	14 gpm	20,160 gpd	15 gpm	21,600 gpd	20,160 gpd
Total	-	-	-	-	20,160 gpd

^{1,2} gpd = gpm x 1440 min/day

3. Treatment Capacity:

Clearwell:

Number of vessels: 1

Total volume: 212 gal

(212 gal) (0.3 baffle factor) = 63 gal

Required CT = 6.0 min-mg/L at 10 °C and pH = 6.0 – 9.0

Average retention time = (63 gal) / (14 gpm) = 4.5 min

Minimum C = (6.0 min-mg/L) / (4.5 min) = 1.33 mg/L free chlorine

4. Storage Capacity:

<u>Tank Name</u>	<u>Effective Storage</u>
Hydropneumatic Tank:	(1/3) (1,000 gal) = 333 gal
Total:	333 gal

Noncommunity systems are required to provide delivery capacity to meet peak hour demand.

5. Delivery Capacity:

Peak Hour Delivery:

Well pumping: (15.0 gpm) (60 min/hr) =	900 gal
Storage:	333 gal
Total:	1,233 gal

Peak hour demand = 900 gal < 1,233 gal provided

Conclusion: This waterworks is permitted for a capacity of 20,160 gpd due to limited source capacity.

PRELIMINARY ENGINEERING CONFERENCE

Date: _____

General Information

Applicant (or agent) to bring supporting documentation to the conference, including:

- 1. Preliminary land use plans, site plans, topographic maps
- 2. Water demand estimates
- 3. Description of proposed source(s), treatment, storage, distribution, including preliminary sketches, plans, specifications, manufacturer's literature

Location (County):

Owner:

Name:

New waterworks proposed: or **Expansion to existing:** **PWSID #:** _____

Waterworks Type: Community NTNC TNC

Efforts to preserve/protect farm & forest lands:

Service Description & Water Demand (residential, commercial, mixed use; estimate population; average annual, maximum day, peak hour water demand; fire flow protection provided):

Estimated construction completion date:

Phased development (build out) time frame:

Describe impact on water demand:

VDH determination only:

Will sampling requirements need to be modified during build out?

State Corporation Commission Contacted? Yes Date: _____ No
Not Required (community system < 50 connections; non-community system)

VDH determination only:

Business Operations Plan Required? Yes No

Rationale:

Recommended by:

Concurred by:

Alternatives Considered

- 1. Connection to existing waterworks: Identify name and distance of nearest potable water systems, capacity available; feasibility of interconnection
- 2. Leakage reduction
- 3. Other

PRELIMINARY ENGINEERING CONFERENCE

Date: _____

Construction of Public Water Supply - Wells

Located in Groundwater Management Area?

Yes Groundwater Withdrawal Permit Required? Yes No
DEQ Aquifer Test Plan developed/approved?

No

Located in Karst Geology ?

Yes = Annual raw water MPN sampling required

No

Review Well Development Procedures (handout). Comments:

Explain GUDI Determination

Well Water Characteristics (quantity, chemical, physical):

{Anticipated from nearby well water quality, test results, etc.}

Treatment Anticipated/Proposed:

Groundwater Rule requirement for 4-log inactivation of virus considered? Yes No

Construction of Public Water Supply - Surface Water Intakes

DEQ / VMRC / COE "Joint Permit" (Raw Water Withdrawal Permit) Yes No

Permit No.:

Issuance Date:

Conditions:

DEQ Water Supply Plan

VDH Receipt Date:

VDH Review Date:

Comments:

PRELIMINARY ENGINEERING CONFERENCE

Date: _____

Construction or Modification of Treatment Facilities

{refer to specific technology Working Memo guidance as appropriate}

Construction of Storage or Distribution Facilities

½ Day Storage Provided? Yes No

Pressure Tanks:

Gravity Tanks:

Computer Model of Distribution System? Yes No

- Static Model
- Extended Period Simulation

Design Exceptions

{Identify all anticipated}

New Waterworks only

Compliance Sampling Requirements

- Bacteriological Sample Siting Plan
- Lead & Copper Sampling Plan
- D/DBP Sampling Plan
- Phase II – V Waiver Application

Due Date

Comments

Complete before Operation Permit issued
Materials evaluation & sites; complete before Operation permit issued
If site survey, SOC results support; complete before Operation permit issued

Other Requirements

- Cross-Connection Control Program
- Licensed Operator Required?
- Monthly Operation Reports (describe)

Yes No Class:

PRELIMINARY ENGINEERING CONFERENCE

Date: _____

Attendees		
Name	Affiliation	Signature
_____	_____	_____
_____	_____	_____
_____	_____	_____
_____	_____	_____

INSTRUCTIONS: Complete / select items shown with *italics*, and convert to regular font. Print on VDH letterhead. Pages are 1" top, bottom, and side margins.

SUBJECT: County/City
Waterworks: Waterworks Name
PWSID No: PWSID

Date

Waterworks Owner
Address 1
Address 2
City, State, Zip

Dear Waterworks Owner:

A Preliminary Engineering Report prepared by consultant or waterworks' owner for waterworks name located in city/county, has been reviewed by this office. The report is titled "report title" and is dated date.

The report proposes to describe project.

The Virginia Department of Health, Office of Drinking Water, in accordance with 12VAC5-590-200 of the Commonwealth of Virginia Waterworks Regulations, approves the Preliminary Engineering Report (with the following comments and/or conditions:)

- 1.
- 2....

An approved copy of this document is on file in the (field office name).

If applicable:

This waterworks is located in a Groundwater Management Area as declared by the State Water Control Board. You may need to obtain a Groundwater Withdrawal Permit from the Department of Environmental Quality (DEQ) in order to withdraw and use water from the proposed well. Please contact (name) in the DEQ's (name) Regional Office at (phone number) for further information on the Groundwater Withdrawal Permit.

If we can be of additional assistance, please contact (District Engineer or Deputy Field Director) at phone number.

Sincerely,

Director name, PE, Engineering Field Director
Field Office Name Field Office

cc: Consulting engineer
County Administrator
Funding agency

cc: ODW Central

DATE

SUBJECT: * County

Water – *

PWSID No.: xxxxyyy

Waterworks Business Operations Plan
Submittal

*Address

Dear *:

The Virginia Department of Health, Office of Drinking Water (ODW) has received the [initial / annual update] submittal of the Waterworks Business Operations Plan (WBOP) for the * [waterworks/water authority/etc.], dated *, 201*.

The Virginia Department of Health, ODW, has determined that this WBOP appears to meet the requirements of a Comprehensive Business Plan as outlined by Section 32.1-172 of the *Code of Virginia* and hereby accepts the WBOP.

*[Only If Required: You are required to submit an update of the WBOP annually, due no later than (*insert date). The purpose of the annual update is (*to document the completion of any sustainability improvements contained in the WBOP) and/or (*to meet X requirement of DWSRF funding received by the waterworks) and/or (*other- describe).]*

If you have questions please contact me by email at *, or by telephone at *. Additional assistance can be provided by * (insert name of SC), Sustainability Coordinator for your region at *.

Sincerely,

*

District Engineer

ec: VDH – ODW, Central Office

INSTRUCTIONS: Complete / select items shown with *italics*, and convert to regular font. Print on VDH letterhead. Pages are 1" top, bottom, and side margins.

SUBJECT: County/City
Waterworks: Waterworks Name
PWSID No: PWSID

Date

Consulting Engineer
Address 1
Address 2
City, State, Zip

Dear Consulting Engineer:

This office has received plans and specifications prepared by your firm for describe project or give title of project documents. We have completed a Scope and Detail review of the documents and have determined that the documents, as submitted, are incomplete. As such, we cannot proceed with the technical evaluation of this project.

Alternate 1:

(The following information is required:

- 1.
- 2.
- 3.
- 4.

Please submit this information within thirty days, so that we may initiate a technical evaluation of the project.)

Alternate 2:

(The documents are returned with this letter. Please refer to the *Waterworks Regulations* for submittal requirements for a construction permit.)

By copy of this letter the owner is reminded that 12 VAC 5-590-190 of the Commonwealth of Virginia *Waterworks Regulations* requires that no construction or modification to the waterworks shall proceed without a written Construction Permit. If you have any questions concerning the above comments or desire further information, please do not hesitate to call.

Sincerely,

District Engineer (Deputy Field
Director)

cc: Waterworks Owner
Building Official

ec: ODW-Central

**OFFICE OF DRINKING WATER
SCOPE AND DETAIL CHECKLIST**

PROJECT:	_____	VDH PROJECT NO.:	_____
WATERWORKS:	_____	RECEIPT DATE:	_____
CITY/COUNTY:	_____	S & D DATE:	_____
DESIGN FIRM:	_____	VDH ENGINEER:	_____

Minimum Items Required to Initiate Plan Review

		DATE	YES	NO	N/A
I.	PRELIMINARIES				
	A. Application for permit on file?	_____			
	B. Preliminary Engineering Conference held?	_____			
	C. Waterworks Business Operations Plan submitted?	_____			
	D. Preliminary Engineering Report approved?	_____			
II.	PERMISSIONS (Add status comments below as needed)				
	A. DEQ Groundwater Withdrawal Permit obtained?	_____			
	B. "Joint Permit" for surface water withdrawal obtained?	_____			
	C. Waste Disposal Permit (VPDES, other) Application submitted?	_____			
III.	DESIGN CRITERIA				
	With design notes, calcs, hydraulic model certification (if req'd)				
IV.	WELL LOT				
	A. Recorded plat				
	B. Recorded Dedication Document				
V.	QUANTITY				
	A. Safe Yield documentation				
	B. Well Completion Report				
VI.	QUALITY				
	A. Chemical				
	B. Bacteriological				
	C. Radiological				
VII.	PLANS & SPECIFICATIONS				
	A. Adequate number of documents				
	B. Title Page / Cover Sheet for each document				
	1. Owner & Engineer name & address				
	2. Original PE seal with signature & date				
	C. Plan pages				
	1. Legible				
	2. Adequate size				
	3. Facsimile PE seal with signature & date				

THIS SUBMITTAL IS NOT SUFFICIENTLY COMPLETE TO INITIATE A FULL REVIEW

_____	_____
District Engineer (Deputy Field Director)	Date

PLEASE PRINT FORM. SIGN & DATE. Include with project documents.

Additional Comments: (use reverse side if needed)

INSTRUCTIONS: Complete / select items shown with *italics*, and convert to regular font. Print on VDH ODW field office letterhead. Pages are 1” top, bottom, and side margins.

SUBJECT: County/City
Waterworks: Waterworks Name
PWSID No: PWSID

Date

Consultant Name
Address 1
Address 2
City, State, Zip

Dear Consulting Engineer:

On (date), this office received (plans and specifications) (change order) (addenda) (Preliminary Engineering Report) (Operation and Maintenance Manual) as prepared by your firm for (waterworks name).

In our (letter to you dated) (telephone conversation with you) (on) (1st comment date), we requested clarification of and/or revisions to the project within 30 days. On (reminder date), we contacted you by telephone and requested that, within 15 days, you submit a written response and revisions, as appropriate, or a written request to delay project review for a specific time period, or formally withdraw the project from our review process.

Since we have not received a response from you and the 15 days have expired, (we are returning the project documents herewith, and) we are not taking action on this project at this time. By copy of this letter the owner is reminded that 12VAC5-590-190 of the Commonwealth of Virginia Waterworks Regulations requires that construction or modification to the waterworks shall not proceed without a written Construction Permit.

In order for ODW to resume the review process, you must submit the (plans and specifications) (change order) (addenda) (Preliminary Engineering Report) (Operation and Maintenance Manual) to the (field office name) Field Office, with clarification of and/or revisions to the project as requested in our (letter to you dated) (telephone conversation with you) on (1st comment date). The submittal of plans and specifications must meet all requirements of the Virginia Waterworks Regulations, including sealing by a license Professional Engineer and submittal of a waterworks permit application.

Sincerely,

District Engineer (Deputy Field
Director)

INSTRUCTIONS: Complete / select items shown with *italics*, and convert to regular font. Print on VDH ODW field office letterhead. Pages are 1” top, bottom, and side margins.

cc: *Waterworks Owner*
Local Health Department, attn: Health Director
County Administrator
County Building Official

ec: ODW-Central

INSTRUCTIONS: Complete / select items shown with *italics*, and convert to regular font. Print On Field Office letterhead

DATE: date

TO: name, Field Director
name Field Office

THROUGH: name, Field Services Engineer (remove for field office approval)

FROM: name, District Engineer

THROUGH: name, (Deputy) Field Director

SUBJECT: Design Exception Request
PWSID: waterworks PWSID
City / County: location name
Project: waterworks name & project title

COMMONWEALTH OF VIRGINIA	
Department of Health	
Office of Drinking Water	
<input type="checkbox"/> Approved	
<input type="checkbox"/> Denied	
_____	_____
Date	Director

This office has received a design exception request for the subject project.

SECTION: applicable Waterworks Regulation section(s)

DESCRIPTION: brief description of exception

JUSTIFICATION: brief explanation of special or extenuating circumstances showing that the exception is reasonable and necessary

RECOMMENDATION: We believe that the engineer has (has not) adequately justified the request, as outlined in the enclosed engineer's letter, dated date.
We recommend that you approve (disapprove) the request (add conditions as appropriate)

TRANSIENT NON-COMMUNITY WATERWORKS DESIGN AND CONSTRUCTION CHECKLIST

Under provisions of the Code of Virginia, Title 54.1, Chapter 4, Section 54.1-402, and the Virginia Waterworks Regulations, information described by this checklist may be submitted by a waterworks owner in lieu of plans, specifications, documents, and designs prepared by a licensed professional engineer.

The following conditions apply:

1. This procedure is only available to transient non-community waterworks serving no more than 100 persons total per day.
2. Waterworks must be a direct delivery system without any treatment, meaning that system consists only of one source, small pressure storage tank, and single service connection.
3. Single service connection consists of a structure with area less than 5,000 square feet.
4. Construction of well must be by a well driller with Class A contractor license.
5. Construction of remainder of waterworks must be by a master's level plumber or Class A contractor.

Owner Name: _____

Owner Address: _____

Waterworks Name: _____

Fill in all blanks, check all boxes to indicate that item has been completed, and attach to this form copies of information as described.

Design Basis

Type of Business: _____

Total Number of Persons Served Per Day: _____

Water uses: _____

Days of operation: _____ Hours of operation: _____

Water Quality

- Bacteriological results – series of 20 for MPN analysis
- Chemical results – inorganic, metals, nitrate/nitrite, VOCs, SOCs (if required), and radiological

Construction Information – attach sketch of well, piping, storage tank, and appurtenances.

Water Well Completion Report – attach copy signed and dated by well driller that includes the following:

- 1. Well depth and hole size
- 2. Casing material, diameter, depth, weight/thickness
- 3. Screen length, depth, material, size
- 4. Grout type, depth

Well Yield and Drawdown Test Report – attach copy signed and dated by person conducting test that includes the following:

- 1. Test pump size and depth
- 2. Pumping rates and drawdown depths
- 3. Recovery data
- 4. Well pump information, model number and pump curve – attach copy of manufacturer's literature

TRANSIENT NON-COMMUNITY WATERWORKS DESIGN AND CONSTRUCTION CHECKLIST

TNC CHECKLIST (cont.)

- Well Lot Plat** - (attach a copy)
- Well Lot Dedication Document** – attach a copy

Well Enclosure, if provided

1. Dimensions: _____
2. Material of construction: _____
3. Access hatch or door: _____
4. Freeze protection: _____

- Concrete pad, if provided**- Dimensions: _____

- Pitless Adapter and Watertight Cap, if provided** – attach copy of manufacturer's information confirming certified status.

Pump Information

1. Depth of pump: _____ feet below ground level.
2. Well drop pipe diameter (inches): _____
3. Type of material: _____

Waterline

1. Diameter (inches): _____
2. Type of material: _____
(must be NSF approved for potable water)
3. Describe pipe joints: _____
4. Describe trenching, bedding, and pipe installation procedures (attach separate sheet or describe below): _____

Waterline Appurtenances (check all provided)

- Check valve
- Gate valve
- Sampling tap
- Blowoff

Pressure Tank (check all provided)

- Attach copy of manufacturer's information that shows dimensions and features
- Pressure gauge
- Air relief (if needed according to manufacturer)

System Disinfection, Flushing, and Sampling (attach separate sheet or describe below)

- Bacteriological Sampling** – attach Lab results (2 negative samples on consecutive days after construction completed are required)

TRANSIENT NON-COMMUNITY WATERWORKS DESIGN AND CONSTRUCTION CHECKLIST

TNC CHECKLIST (cont.)

Name of Contractor: _____

License No: _____

The information provided above, plus information on any attachments, is correct to the best of my knowledge.

Owner/Agent Signature: _____

Date: _____

Construction completion statement

Owner must sign and date a second copy of this form completed in its entirety and submit it to VDH-ODW immediately following completion of construction.

Construction of the waterworks was completed in substantial compliance with the design and construction information presented in this form.

Owner Signature: _____

Date: _____

INSTRUCTIONS: Complete / select items shown with *italics*, and convert to regular font. Print on Field Office letterhead. Pages are 1” top, bottom, and sides.

SUBJECT: County/City
Waterworks: Waterworks Name
PWSID No: PWSID

Date

Waterworks Owner
Address 1
Address 2
City, State, Zip

Dear Waterworks Owner:

Record drawings for the construction of (additions to) (modifications to) the (*name of waterworks*) (community) (nontransient noncommunity) (transient noncommunity) waterworks located in (*name*) County, prepared by (*Consulting Engineer*) have been reviewed by this Office. The plans entitled “(*title*)” (are dated) (are stamped with our receipt date of) (*date*) and include sheets ___ through ___. The specifications entitled “(*title*)” (are dated) (are stamped with our receipt date of) (*date*).

The project consists of (*brief project description*).

The plans and specifications are technically adequate and are approved by this Office, in accordance with Commonwealth of Virginia *Waterworks Regulations*, §12VAC5-590-220. A copy of these documents is on file in the (*field office name*).

CASE 1: Since these plans reflect changes to a previously-approved project, a construction permit will not be issued.

CASE 2: Since the construction of this project preceded the formal approval process due (*specify emergency condition*), a construction permit will not be issued.

Upon completion of construction, the owner shall submit a statement signed by a professional engineer licensed in Virginia stating that the work was completed in accordance with the approved plans and specifications. [Upon receipt of this statement, (the satisfactory results of bacteriological analysis), and final inspection by an Office representative, the State Health Commissioner will (amend your present waterworks operation permit) (issue a waterworks operation permit) in accordance with the *Regulations*.]

or

[Upon final inspection by an Office representative and satisfactory results of the bacteriological analysis, the project may be put into service.]

You are reminded that § 12VAC5-590-190 of the *Waterworks Regulations* requires that no construction or modifications to a waterworks shall be made without obtaining a written Construction Permit. If we can be of additional assistance, please contact _____, District Engineer in this office.

INSTRUCTIONS: Complete / select items shown with *italics*, and convert to regular font. Print on Field Office letterhead. Pages are 1" top, bottom, and sides.

Sincerely,

Director name, PE
Engineering Field Director

cc: *Consulting Engineer*
Local Health Department, attn: Health Director
County Administrator
County Building Official
Funding agency

ec: ODW, Central Office

INSTRUCTIONS: Complete / select items shown with *italics*, and convert to regular font. Print on Field Office letterhead. Pages are 1” top, bottom, and side margins.

SUBJECT: County/City
Waterworks: Waterworks Name
PWSID No: PWSID

Date

Waterworks Owner
Address 1
Address 2
City, State, Zip

Dear Waterworks Owner:

Change Order (Addendum) (Addenda) No(s). ___ and ___ to the plans and specifications for the Name of Project project for the waterworks name located in County / City name have been reviewed by this office. The original plans and specifications were approved on approval date.

Change Order (Addendum) (Addenda) No(s). ___ and ___ provides for brief description.

The Change Order (Addendum) (Addenda) is (are) technically adequate and is (are) approved by this Office, in accordance with Commonwealth of Virginia Waterworks Regulations, §12 VAC 5-590-240. A copy of these documents is on file in the (field office name).

This approval does not suspend, minimize, or otherwise alter the waterworks obligation to comply with federal, state, or local laws and regulations or permits.

If we can be of additional assistance, please contact District Engineer or Deputy Field Director at phone number.

Sincerely,

Director name, PE, Engineering Field Director
Field Office Name Field Office

Cc: Consulting engineer
Local Health Department, attn: Health Director
County Administrator
County Building Official
Funding agency

INSTRUCTIONS: Complete / select items shown with *italics*, and convert to regular font. Print on Field Office letterhead. Pages are 1" top, bottom, and side margins.

SUBJECT: County/City
Waterworks: Waterworks Name
PWSID No: PWSID

Date

Regional Office
Department of Environmental Quality
Address 1
Address 2
City, State, Zip

Gentlemen:

The Department of Health has received plans and specifications from waterworks owner for construction of a water treatment facility to serve service area, located in County/City name.

The waterworks is designed for a capacity of ___ mgd. Wastewater will be generated from describe unit treatment processes (and treated subsequently by describe further treatment and dewatering, if applicable). Wastewater from these processes will be (discharged to the receiving stream) (disposed in a soil adsorption system located describe).

We are supplying this information to you so that DEQ can take whatever action is necessary.

Sincerely,

District Engineer (Deputy Field
Director)

Cc: Design Engineer
Local Health Department, attn: Health Director
Ec: ODW-Central

ATTACHMENT A.18. Example Non-Community Well Lot Plat & Dedication Document Exception
INSTRUCTIONS: Complete / select items shown with *italics*, and convert to regular font. Print
On Field Office letterhead

DATE: *date*

TO: *name*,
Field Director

FROM: *name*, District Engineer (or Environmental
Health Specialist)

SUBJECT: Design Exception Request
City / County: *location name*
Project: *waterworks name & project title*

COMMONWEALTH OF VIRGINIA Department of Health Office of Drinking Water	
<input type="checkbox"/> Approved <input type="checkbox"/> Denied	
_____	_____
Date	Field Director

This office has received a design exception request for the subject Transient Non-community waterworks.

SECTION: 12VAC5-590-840 A.1.d and 12VAC5-590-840 A.1.e

DESCRIPTION: A new well has been drilled to supply the *name*. The owner has requested an exception to the requirements for a recorded well plat and dedication document.

JUSTIFICATION: *brief explanation of special or extenuating circumstances showing that the exception is reasonable.*

- The well *(is)(will be)* constructed in accordance with 12VAC5-590-840 A.2, 12VAC5-590-840 A.4 and 12VAC5-590-840 B.
- The well lot *(is)(will be)* graded to divert surface runoff away from the well to prevent ponding.
- Land use will be restricted within *specify distance* feet surrounding the wellhead which would cause contamination of the water supply.

RECOMMENDATION: We believe that the *(engineer or owner) (has) (has not)* adequately justified the request, as outlined in the enclosed letter, dated *date*. We recommend that you *(approve)(disapprove)* the request.

INSTRUCTIONS: Complete / select items shown with *italics*, and convert to regular font.
Pages are 1” top, bottom, and side margins.
Post to “ODWSHARE” and complete tracking log entry.
Upon completion of QA/QC reviews, print on Field Office letterhead for signature by the Field Office Director.

WATERWORKS CONSTRUCTION PERMIT

Permit No.:	<i>number</i>	Subject:	<i>City / County</i>
Effective Date:	<i>month dd, yyyy</i>	Water:	<i>Waterworks Name</i>
Expiration Date:	<i>month dd, yyyy</i>	PWSID:	<i>Number</i>

Issued to:

Waterworks Owner Name

Address 1

Address 2

City, State, Zip

ATTN: *Administrative Contact*

[(Revised) Plans (and specifications) or (with specifications thereon)] or [The design and construction information] for the construction of *(additions to) (modifications to)* the *(waterworks name) (community) (nontransient noncommunity) (transient noncommunity)* waterworks located in *City / County*, prepared by *consulting engineer* have been reviewed by this Office. The plans titled “*plans title*” *(are dated) (are stamped with our receipt date of) date* and include sheets *sheet numbers*. The specifications titled “*specifications title*” are *(are dated) (are stamped with our receipt date of)* *_____*).

or

The plans refer to *name of standards* approved by this office on *approval date*.

The project consists of *brief project description*. ***(Include if a Description Sheet is attached:)*** *[A Description Sheet of the proposed construction is enclosed.]*

The *[plans (and specifications) or (with specifications thereon)] or [design and construction information]* are technically adequate and are approved by this Office, in accordance with *(include with TNC systems without formal plans): the Code of Virginia, Section 54.1-402 and 12VAC5-590* of the Commonwealth of Virginia *Waterworks Regulations*. A copy of these documents is on file in the *(field office name)*.

(The next sentence is a stand-alone paragraph)

This approval does not suspend, minimize, or otherwise alter the waterworks obligation to comply with federal, state, or local laws and regulations or permits.

Waterworks Owner Name

Waterworks Construction Permit No. XXXXX

Date

Page 2

This Waterworks Construction Permit is issued in accordance with Title 32.1 of the *Code of Virginia*, and 12VAC5-590 *et seq.* of the *Waterworks Regulations*. This is your authorization from the State Health Commissioner to construct (additions to) (modifications to) the subject waterworks in accordance with the approved documents. Any deviations from the approved documents affecting capacity, hydraulic conditions, operating units, the functioning of the treatment processes, or the water quality delivered, must be approved by this Office before any such changes are made. Revised plans and specifications shall be submitted to (the *Field Office) in time to permit review and approval before construction.

Upon completion of construction, the owner shall submit a statement signed by a professional engineer licensed in Virginia certifying that the work was completed in accordance with the approved documents.

Upon receipt of this statement, (if applicable): satisfactory results of bacteriological analysis and final inspection by an Office representative, the State Health Commissioner will (amend your current waterworks operation permit) (issue a waterworks operation permit) in accordance with the *Regulations*.
or

Upon receipt of this statement, (if applicable): final inspection by an Office representative and satisfactory results of the bacteriological analysis, the project may be put into service.

If applicable:

This waterworks is located in an area designated as a Groundwater Management Area by the State Water Control Board. Therefore, a Groundwater Withdrawal Permit from the Department of Environmental Quality may be required (if appropriate: at some point in the future). It is understood that you have begun the process of obtaining this permit.

or

The Department of Environmental Quality has (drafted) (issued) a Groundwater Withdrawal Permit for this groundwater source.

If we can be of additional assistance, please contact District Engineer or Deputy Field Director in our *name* field office at phone number.

(1 line return)

Sincerely,

(Please leave 3 return lines between Closing and Signature Block. Closure tab is 3 1/4")

Director name, PE

Engineering Field Director

(1 line return)

UPPERCASE initials of draftee : lowercase initials of typist or admin preparer i.e., DPF:ga

(1 line return)

Enclosure (if Description Sheet of Proposed Construction is enclosed)

(1 line return)

cc: Consulting engineer (tab is 1/2")
Local Health Department, attn: Health Director
County Administrator
County Building Official
Funding agency

Waterworks Owner Name

Waterworks Construction Permit No. XXXXX

Date

Page 3

DEQ – Office of Water Supply *(Include if in GWMA)*
Ec: VDH – ODW, Central Office

**VIRGINIA DEPARTMENT OF HEALTH
DESCRIPTION SHEET
of Proposed Construction**

WATERWORKS NAME:

PERMIT NUMBER:

EFFECTIVE DATE:

EXPIRATION DATE:

SOURCE: *wells, springs or surface water source(s)*

PROJECT DESCRIPTION

The project consists of

- *detailed description of construction project*
- *follow water from source to distribution*
- *use subject headings for clarity*

PROJECT CAPACITY EVALUATION

Include:

- *Design Basis,*
- *capacity evaluation for each major element included in the project,*
- *Conclusion*

TRANSMITTAL CHECKLIST - CENTRAL OFFICE PROJECT APPROVAL
 (Post all documents electronically on ODWSHARE)

DATE: [Click here to enter text.](#)

FROM (Name & Field Office): [Click here to enter text.](#)

WATERWORKS NAME: [Click here to enter text.](#)

COUNTY/CITY: [Click here to enter text.](#)

PWSID #: [Click here to enter text.](#)

PTLOG #: [Click here to enter text.](#)

CONSTRUCTION PERMIT #: [Click here to enter text.](#)

PROJECT NAME: [Click here to enter text.](#)

DOCUMENTS INCLUDED (Check all that apply):

<input type="checkbox"/>	Construction Permit for approval	<input type="checkbox"/>	Uploaded to ODWSHARE
<input type="checkbox"/>	Description Sheet of Proposed Construction	<input type="checkbox"/>	Uploaded to ODWSHARE
<input type="checkbox"/>	Waterworks Permit Application	<input type="checkbox"/>	Uploaded to ODWSHARE
<input type="checkbox"/>	Scope & Detail Checklist	<input type="checkbox"/>	Uploaded to ODWSHARE
<input type="checkbox"/>	Plans and specifications	<input type="checkbox"/>	Uploaded to ODWSHARE
<input type="checkbox"/>	Addenda and/or change orders	<input type="checkbox"/>	Uploaded to ODWSHARE
<input type="checkbox"/>	Design notes and calculations	<input type="checkbox"/>	Uploaded to ODWSHARE
<input type="checkbox"/>	Correspondence, emails, review notes, etc.	<input type="checkbox"/>	Uploaded to ODWSHARE
<input type="checkbox"/>	Well Completion Report (Form GW -2)	<input type="checkbox"/>	Uploaded to ODWSHARE
<input type="checkbox"/>	Yield & Drawdown Test; Recovery Test	<input type="checkbox"/>	Uploaded to ODWSHARE
<input type="checkbox"/>	Recorded Well Lot Dedication Document	<input type="checkbox"/>	Uploaded to ODWSHARE
<input type="checkbox"/>	Recorded Well Lot Plat showing access road	<input type="checkbox"/>	Uploaded to ODWSHARE

REQUIRED:

Field Office has retained an electronic copy of plans

COMMENTS:

TRANSMITTAL CHECKLIST - FIELD OFFICE FILES
For Field Office Issued Construction Permits

DATE: [Click here to enter text.](#)

FROM (Name & Field Office): [Click here to enter text.](#)

WATERWORKS NAME: [Click here to enter text.](#)

COUNTY/CITY: [Click here to enter text.](#)

PWSID #: [Click here to enter text.](#)

PTLOG #: [Click here to enter text.](#)

CONSTRUCTION PERMIT #: [Click here to enter text.](#)

PROJECT NAME: [Click here to enter text.](#)

DOCUMENTS ATTACHED (Check all that apply):

<input type="checkbox"/>	Signed Construction Permit / Approval Letter
<input type="checkbox"/>	Description Sheet of Proposed Construction
<input type="checkbox"/>	Waterworks Permit Application
<input type="checkbox"/>	Scope & Detail Checklist
<input type="checkbox"/>	Correspondence, review notes, etc.

<input type="checkbox"/>	Well Completion Report (Form WG -2 with Lat. & Long included) ¹
<input type="checkbox"/>	Yield & Drawdown Test; Recovery Test ¹
<input type="checkbox"/>	Recorded Well Lot Dedication Document
<input type="checkbox"/>	Recorded Well Lot Plat showing access road

REQUIRED:

<input type="checkbox"/>	Field Office has retained electronic copy of plans
--------------------------	--

COMMENTS:

1. These documents are posted to ODWshare, per current guidance, for CO transmission to DEQ

INSTRUCTIONS: Complete / select items shown with *italics*, and convert to regular font. Print on Field Office letterhead. Pages are 1" top, bottom, and sides.

SUMMARY OF FINAL INSPECTION

DATE: date

SUBJECT: County/City
Waterworks Name
PWSID

PROJECT: project title

CONSTRUCTION

PERMIT NO.: permit number DATE ISSUED: date

DATE OF INSPECTION: date

THOSE PRESENT: list all those present during the inspection to include ODW staff, owner, engineer, etc.

COMMENTS:

The project consists of brief project description.

A letter of substantial completion dated date was received by this Office on date. Acceptable bacteriological sampling results were received on date.

ODW staff inspection found the construction to be in substantial conformance with approved plans and specifications. Construction appeared to meet *Waterworks Regulations* requirements and the scope of the approved Construction Permit. (*This project may be placed into operation.*) (*This project may be placed into operation now with the completion of the following incidental items to be completed by date.*) (*Following the completion of the following items, this project may be placed into operation.*)

1. List remaining items to be completed
2. ...

Insert photos, as needed.

Processing Office:

Danville Field Office
211 Nor Dan Drive, Suite 1040
Danville, Virginia 24540-1658
Phone: (434) 836-8416

SUBJECT: Bedford County
WATERWORKS: Smith Mountain Lake
Central Water System
PWSID: 5019400

WATERWORKS CONSTRUCTION PERMIT

Permit No.: 502115 Effective Date: September 11, 2015 Expiration Date: September 11, 2020

Issued to:

Bedford Regional Water Authority
1723 Falling Creek Road
Bedford, Virginia 24523

Attn: Mr. Brian M. Key, Executive Director:

Preliminary plans and specifications for the construction of additions to the Smith Mountain Lake Central Water System community waterworks located in Bedford County, prepared by Black & Veatch, have been reviewed by this Office. The plans titled "Bedford Regional Water Authority, Bedford, Virginia; Smith Mountain Lake WTP & Raw Water Pumping Station/Intake" are dated August 2015 and include sheets G-00-001 through E-30-702 (157 sheets total). The specifications titled "Project Manual, Bedford Regional Water Authority, Bedford, Virginia; Smith Mountain Lake Raw Water Pumping Station and Water Treatment Plant" are dated July 2015.

The project consists of the construction of a raw water intake, raw water pump station, raw water storage tank, surface water membrane treatment plant, clearwell, finish water pumps and associated appurtenances as described on the attached engineering description sheet.

The Virginia Department of Health, Office of Drinking Water, in accordance with § 12VAC5-590 of the Commonwealth of Virginia *Waterworks Regulations* approves the preliminary plans and specifications with the following conditions:

1. Construction must adhere to Part III, Manual of Practice for Waterworks Design, of the Commonwealth of Virginia *Waterworks Regulations*.

ATTACHMENT A.19. Example Construction Permit with Conditions for Alternate Project Delivery
Project-specific information noted in *italics*.

Bedford Regional Water Authority
Waterworks Construction Permit No. 502115
September 11, 2015
Page 2

2. Failure to comply with Part III, Manual of Practice for Waterworks Design, of the Commonwealth of Virginia *Waterworks Regulations* will require corrections to obtain compliance with the *Waterworks Regulations* regardless of construction status.
3. At least 90 days prior to completion of construction, a complete set of final plans and specifications must be submitted to the Office of Drinking Water, Danville Field Office for review and approval. The plans and specifications must be properly signed and sealed by a professional engineer licensed in Virginia. The submission must include a completed *Basis of Design Report* and any associated calculations.
4. Any deviations from the approved preliminary documents affecting capacity, hydraulic conditions, operating units, the functioning of the treatment processes, or the water quality delivered, must be approved by this Office before any such changes are made.
5. *As needed: Within 90 days after the project has been placed into service, a completed Operations and Maintenance Manual must be submitted to the Office of Drinking Water, Danville Field Office for review and approval.*

A copy of these preliminary documents is on file in the Danville Field Office.

This approval does not suspend, minimize, or otherwise alter the waterworks obligation to comply with federal, state, or local laws and regulations or permits.

This Waterworks Construction Permit is issued in accordance with Title 32.1 of the *Code of Virginia*, and § 12VAC5-590 *et seq.* of the *Waterworks Regulations*. This is your authorization from the State Health Commissioner to construct additions to the subject waterworks in accordance with the approved preliminary documents. Any deviations from the approved preliminary documents affecting capacity, hydraulic conditions, operating units, the functioning of the treatment processes, or the water quality delivered, must be approved by this Office before any such changes are made. Revised preliminary plans and specifications shall be submitted to the Danville Field Office in time to permit review and approval before construction.

Upon approval of final plans and specifications, satisfactory results of bacteriological analysis and final inspection by an Office representative, the State Health Commissioner will issue a waterworks operation permit in accordance with the *Regulations*.

ATTACHMENT A.19. Example Construction Permit with Conditions for Alternate Project Delivery
Project-specific information noted in *italics*.

Bedford Regional Water Authority
Waterworks Construction Permit No. 502115
September 11, 2015
Page 3

If we can be of additional assistance, please contact *James Reynolds, PE, Deputy Field Director* in our *Danville Field Office at 434-836-8416.*

Sincerely,

John J. Aulbach II, PE
Director, Office of Drinking Water

JDR:edt
Enclosure

cc: *Paul Delphos, PE, Black & Veatch*
Bedford County Health Department, Attn: Kerry W. Gateley, MD, MPH, CPE, Director
Mark K. Reeter, Bedford County Administrator
Gary Melver, Bedford County Building Official
Philip Martin, PE, Western Virginia Water Authority
ODW – Danville
ODW – Lexington

Virginia Department of Health – Office of Drinking Water Construction Permit Application

Instructions: This form is to be submitted with the plans and specifications for any project requiring a Waterworks Construction Permit. Mail or fax a signed and dated application to the Office of Drinking Water Field Office in your region. Retain a copy of the completed form for your records. This form contains personal information subject to disclosure under the Freedom of Information Act.

Applicant (Project Owner)			
Name: <i>First Middle Last</i>		Affiliation: <i>business/organization name</i>	
Address: <i>street</i>			
City: <i>City</i>		State: <i>State</i>	Zip: <i>zip code</i>
Phone Number: <i>(xxx)xxx-xxxx</i>		Email: <i>email address</i>	
I hereby authorize the Virginia Department of Health, Office of Drinking Water to inspect all proposed facilities.			
Signature:		Date:	
Agent (Design Engineer)			
Name: <i>First Middle Last</i>		Affiliation: <i>business/organization name</i>	
Address: <i>street</i>			
City: <i>City</i>		State: <i>State</i>	Zip: <i>Zip Code</i>
Phone Number: <i>(xxx)xxx-xxxx</i>		Email: <i>email address</i>	
Permit Type			
<input type="checkbox"/> Construct and Operate New Waterworks	<input type="checkbox"/> Construct Waterworks Additions or Modifications	<input type="checkbox"/> Waterworks owner contacted (if applicant is not the owner) Waterworks Name: <i>Name</i> PWSID: <i>XXXXXXX</i> Person contacted: <i>First Last</i>	
Project Description:			
Location: <i>Describe the location of the project</i>			
Description: <i>Provide a brief description of the proposed construction</i>			
Type (generally): <input type="checkbox"/> Residential <input type="checkbox"/> Commercial <input type="checkbox"/> Industrial <input type="checkbox"/> Other-specify: <i>Describe</i>			
Proposed number of connections: <i>enter number</i>		<input type="checkbox"/> Contacted the State Corporation Commission (community waterworks serving 50+ connections)	
Submittal Requirements			
Preliminary Engineering Conference	<input type="checkbox"/> Held-date: <i>enter date</i>	<input type="checkbox"/> Waived-date: <i>enter date</i>	
Waterworks Business Operations Plan	<input type="checkbox"/> Submitted-date: <i>enter date</i>	<input type="checkbox"/> Waived-date: <i>enter date</i>	
Preliminary Engineering Report	<input type="checkbox"/> Approved-date: <i>enter date</i>	<input type="checkbox"/> Waived-date: <i>enter date</i>	
DEQ Groundwater Withdrawal Permit obtained?		<input type="checkbox"/> Yes, documentation included	<input type="checkbox"/> N/A
"Joint Permit" for surface water withdrawal obtained?		<input type="checkbox"/> Yes, documentation included	<input type="checkbox"/> N/A
Waste Disposal Permit (VPDES, other) Application submitted?		<input type="checkbox"/> Yes, documentation included	<input type="checkbox"/> N/A
Plans:	Cover Page: <input type="checkbox"/> Owner & Engineer name & address <input type="checkbox"/> Original PE seal with signature & date	Plan Pages: <input type="checkbox"/> Legible & adequate size <input type="checkbox"/> Facsimile PE seal with signature & date	
Specifications:	<input type="checkbox"/> Provided, with Original PE seal with signature & date	<input type="checkbox"/> References approved standard specifications	<input type="checkbox"/> N/A
Design Notes:	<input type="checkbox"/> Hydraulic Model with Hydraulic Model Summary and Hydraulic Model Certification	<input type="checkbox"/> Other Calculations	<input type="checkbox"/> N/A
Requirements for a proposed well: <input type="checkbox"/> Recorded plat, <input type="checkbox"/> Recorded Dedication Document, <input type="checkbox"/> Well Completion Report, <input type="checkbox"/> Yield and Drawdown Report, <input type="checkbox"/> Chemical Quality Results, <input type="checkbox"/> Bacteriological Quality Results, <input type="checkbox"/> Radiological Quality Results			

(VDH Letterhead)

MEMORANDUM OF UNDERSTANDING
General Permit for Distribution Mains

Waterworks' owner
Address 1
Address 2
City, State Zip

SUBJECT: *City/County*
WATERWORKS: *waterworks name*
PWSID: *PWSID*

A waterworks owner may apply for a General Permit for Distribution Mains, if they have on record with the Department of Health, Office of Drinking Water, approved general specifications and plan details covering distribution waterline design and construction. This is allowed in accordance with Section 12VAC5-590-300 of the Commonwealth of Virginia, State Board of Health, *Waterworks Regulations*. The General Permit for Distribution Mains delegates the Health Department's review and approval authority for the construction of distribution mains to the waterworks owner. In order to receive and maintain this General Permit for Distribution Mains the waterworks owner must establish a program consisting of the following items set forth in this MEMORANDUM OF UNDERSTANDING.

1. This General Permit is limited to the review and approval of distribution main extension projects only. The maximum pipe diameter to be reviewed under this program shall be _____ inches. Any project that includes transmission mains (a pipeline whose primary purpose is to move significant quantities of treated water among service areas) must be submitted to the Office of Drinking Water *Field Office Name* for review, approval, and issuance of a Waterworks Construction Permit by the State Health Commissioner.
2. Any modifications of the *(waterworks' owner)* general specifications and plan details must be approved by the Commissioner or designee and any such modification shall be at least as stringent as the latest edition of the *Waterworks Regulations*.
3. A review staff satisfactory to the Office of Drinking Water and including at least one Professional Engineer licensed to practice in Virginia shall be maintained (or retained on contract) by *(waterworks' owner)*. Any change of the licensed Professional Engineer shall be reported immediately to the *Field Office Name*.
4. All individual projects serving more than 15 service connections or consisting of pipe greater than 8 inches in diameter shall have specific engineering plans and specifications prepared and approved under the General Permit prior to construction. These plans and specifications must be prepared by a PE licensed to practice in Virginia, independent of and separate from the review staff described in Item 3 above.
5. A project summary shall be completed for each project reviewed and approved under the General Permit. The summary report shall include project location, pipe material, diameter, length, and design population (or number of connections). In addition, the report shall indicate the minimum and maximum pressures under peak hour demand, or maximum day demand plus fire flow demand (if applicable). A copy of the project summary report must be forwarded to the *Field Office Name* as each project is approved. An example project summary report is attached.
6. The *(waterworks' owner)* shall maintain and keep on file copies of the plans and all supporting documentation for each project approved under the General Permit. The Office of Drinking Water staff may perform an audit of the files.

7. The (waterworks' owner) shall maintain current distribution system maps showing the system layout of each waterworks covered by the General Permit, with pipe diameters and hydraulic capacities. A copy of the distribution map(s) shall be provided to the Office of Drinking Water upon request.
8. The Field Director may at any time require the submittal of any set of project plans and specifications submitted to or prepared by (waterworks' owner) under the General Permit.
9. The (waterworks' owner) shall submit an Annual Report to (Field Office name) no later than (month) 1 of each year that the General Permit is in effect. The annual Report shall include the following information:
 - a. A summary of the total quantity of water pipe installed under the General Permit during the preceding 12 months, indicating the respective pipe diameter and material;
 - b. the number of connections, by category, currently connected to each of the waterworks covered by the General Permit; and
 - c. the average daily demand and peak daily demand for each of the preceding 12 months, unless this data has been previously reported.
 - d. An example Annual Report is Attached.
10. The conditions contained in this MEMORANDUM OF UNDERSTANDING shall be adhered to throughout the duration that (waterworks' owner) holds a valid General Permit.
11. This MEMORANDUM OF UNDERSTANDING may be revoked by either party at any time. Revocation of the General Permit by the Commissioner automatically revokes the MEMORANDUM OF UNDERSTANDING.

Name & Title of Waterworks' Representative

Date

The conditions as outlined above are satisfactory to allow (waterworks' owner) to be issued a General Permit for Distribution Systems.

Field Director Name
Engineering Field Director

Date

WATER PROJECTS ANNUAL REPORT

MEMORANDUM TO: VDH – Office of Drinking Water – *(Field Office)*

DATE:

FROM:

WATERWORKS:

SUBJECT: Local Review Program – Annual Report

REFERENCE: General Permit Number _____

=====
=====
Summary of water main installation projects during the period _____ through _____:

Pipe Size	Pipe Length	Pipe Material

Total Number of Projects Reviewed and Approved Under General Permit _____

Total Number of Connections as of _____ date: _____

Twelve Month Average Daily Water Use: _____

Signature PE

PROJECT SUMMARY REPORT

MEMORANDUM TO: VDH – Office of Drinking Water – *Field Office Name*

DATE:

FROM:

PROJECT NAME:

PROJECT LOCATION:

PLANS PREPARED BY:

PROJECT SERVICE AREA DESIGN CONDITIONS:

Connection Type	Number of Connections	Average Day		Maximum Day	
		GPD/Connection	GPD	GPD/Connection	GPD
Residential					
Commercial					
Industrial					
Other (identify)					
TOTAL					

Pipe Size	Pipe Length	Pipe Material

Fire hydrants located on pipe \geq 6-inch diameter? _____
 Maximum 600 ft of 3-inch diameter water line? _____
 Maximum of 300 ft of 2-inch diameter water line? _____

HYDRAULIC EVALUATION OF THIS PROJECT:

Flows		Minimum Pressure
Peak Hour Demand		
Maximum Day Demand		
Design Fire Flow		
Maximum Day + Fire Flow		
No. of Fire Hydrants		

Design Fire Flow Acceptable To Fire Official? _____ Y/N

_____ PE
Signature of Project Reviewer



COMMONWEALTH OF VIRGINIA

DEPARTMENT OF HEALTH OFFICE OF DRINKING WATER

GENERAL PERMIT FOR CONSTRUCTION OF WATERWORKS DISTRIBUTION MAINS

(Waterworks name) is hereby granted permission to construct waterline extensions located in *(City or County)* in accordance with § 32.1 - 172 and 173 of the *Code of Virginia* and the *Waterworks Regulations* of the Virginia Department of Health (12VAC 5-590). This permit is issued in accordance with the General Specifications and Plan Details covering water supply main design and construction, titled *(Title of standards)*, dated *(date of standards)*, and the attached Memorandum of Understanding.

PERMIT NO.: *(construction permit number)*
EFFECTIVE DATE: *(use format: January 1, 2014)*
EXPIRATION DATE: *(use format: January 1, 2014, + 5 years)*

APPROVED _____

Director name, PE, Engineering Field Director,
Field Office Name Field Office
for the State Health Commissioner pursuant to VA Code § 2.2-604

INSTRUCTIONS: Complete / select items shown with *italics*, and convert to regular font. Print on Field Office letterhead. Pages are 1" top, bottom, and side margins.

SUBJECT: County/City
Waterworks: Waterworks Name
PWSID No: PWSID

Date

Waterworks Owner
Address 1
Address 2
City, State, Zip

Dear (*Waterworks Owner*):

Enclosed please find a signed General Permit for Construction of (*waterworks' name*) Distribution Mains and the associated Memorandum of Understanding (MOU) towards implementation of (*waterworks' name*) Local Review Program. Projects reviewed under this program will be constructed in accordance with the (*waterworks name*) standard specifications approved by this Office on (*date*).

Should you have any questions, please feel free to contact (*District Engineer*), or (*Field Director*), in our (*name*) Field Office at (*phone number*).

Sincerely,

District Engineer

Enclosure

Cc: *Local Health Department, attn: Health Director*
County Engineer
County Administrator
County Building Official
Ec: *VDH – ODW, Central Office*

General Permit & Local Review Program Audit Review

Section A - General

Name of Waterworks:

PWSID:

General Permit No.:

Issue Date:

Expiration Date:

Waterworks Contact:

Audit Conducted By:

Date of Audit:

Date of Signed MOU:

Section B – Standard Construction Specifications

Title of Standard Construction Specifications:

ODW Approval Date:

Are the approved Standard Construction Specifications up to date:

Date standard specifications were last amended:

Section C – Local Review Program

Person(s) responsible for project review:

Name: PE License Number

Name: PE License Number

Name: PE License Number

Name: PE License Number

1. Do all individual projects serving more than 15 connections have specific engineering plans and specifications prepared and approved?

2. Is an individual project review conducted for every project?
3. Are review notes or checklists utilized?
If yes, is the review adequate?
4. Does the project review include an evaluation of system hydraulics, including potential impacts on the entire waterworks?
5. Does the project review include an evaluation of minimum pressures to ensure that 20 psi is maintained at all locations under all flow conditions?
6. Does the utility have a calibrated system-wide hydraulic model?
If yes, is the model utilized to evaluate projects under the local review program?
7. Maximum pipe size per Memo of Understanding?
Do projects comply with this maximum diameter?
8. Is a project summary sheet completed for each project?
9. Does the project summary sheet indicate the following:
 - Diameter and length of all piping?
 - Number and type of connections served?
 - Design flow and maximum flow?
 - Minimum pressure and critical point?
10. Are the summary sheets submitted to the respective ODW District Engineer for each project?
11. Does the utility do ANY in-house design of water line projects?

If yes, are these projects submitted to ODW for review, approval, and issuance of a construction permit?

If no, identify the third party professional engineer that conducts the review:

Name: PE License Number

Name: PE License Number

Section D – Records and Reporting

1. Does the utility maintain up-to-date distribution system maps?
2. Does the utility keep file copies of all approved projects?
3. Does the utility keep file copies of all project reviews, and approvals?
4. Does the utility submit the required annual report to ODW?


Section E – Selected Project Review Audit

Name of project selected for audit:

Date of approval:

Reviewer:

1. Were project review sheets adequate?
2. System hydraulics and minimum pressure adequately evaluated?
3. Impacts on overall distribution system evaluated?
4. Did project appear to be in accordance with *Waterworks Regulations*?
5. ODW summary sheet completed and submitted?
6. Is the Local Review Program following all the conditions of the MOU?



Virginia Department of Health
Office of Drinking Water

Waterworks Operation Permit

(Waterworks Owner) is hereby granted permission to operate the *(name of service area and/or name of waterworks)* waterworks, a Class *(1, 2, 3, 4, 5, 6 or an unclassified)* *(community, nontransient noncommunity, transient noncommunity)* waterworks located in *(City, Town or County)*, in accordance with Title 32.1 of the *Code of Virginia* and the *Virginia Waterworks Regulations, 12VAC5-590-10 et seq.* The waterworks has a capacity of *(flowrate in gpd, or existing units as appropriate)*. This permit is issued with the understanding that this owner shall operate the waterworks in accordance with Part II of the *Virginia Waterworks Regulations* titled "Operation Regulations for Waterworks". This permit does not suspend, minimize, or otherwise alter this owner's obligation to comply with applicable federal, state, or local laws and regulations or permits. This permit may be revoked at any time upon written notice of revocation by the State Health Commissioner, if it is determined that *(Owner)* has failed to comply with this permit, including the Operation Permit Conditions.

Attachments: Operation Permit Conditions (), Variances (), Exemptions ()

PERMIT NO.: *(PWSID#)*

EFFECTIVE DATE: *(use format: January 1, 2014)*

APPROVED _____

Director name, PE, Engineering Field Director, *Field Office Name* Field Office
for the State Health Commissioner pursuant to VA Code § 2.2-604



Virginia Department of Health
Office of Drinking Water

Temporary Waterworks Operation Permit

(Waterworks Owner) is hereby granted permission to operate the *(name of service area and/or name of waterworks)* waterworks, a Class *(1, 2, 3, 4, 5, 6 or an unclassified)* *(community, nontransient noncommunity, transient noncommunity)* waterworks located in *(City, Town or County)*, subject to the attached Temporary Permit Requirements to protect public health and demonstrate compliance with Title 32.1 of the *Code of Virginia* and of the *Virginia Waterworks Regulations, 12VAC5-590-10 et seq.* The waterworks has a capacity of *(flowrate in gpd, or existing units as appropriate)*. This temporary permit is issued with the understanding that this owner shall operate the waterworks in accordance with Part II of the *Virginia Waterworks Regulations* titled "Operation Regulations for Waterworks." This temporary permit does not suspend, minimize, or otherwise alter this owner's obligation to comply with applicable federal, state, or local laws and regulations or permits. This temporary permit shall expire on *(January 1, 2007)* or may be revoked at any time upon written notice of revocation by the State Health Commissioner if it is determined that *(Waterworks Owner)* has failed to comply with any of the attached Temporary Permit Requirements pursuant to § 2.2-4000 *et seq.* of the *Code of Virginia*.

Attachments: Operation Permit Conditions (), Variances (), Exemptions (), or Temporary Permit Requirements ()

PERMIT NO.: (PWSID#)T

EFFECTIVE DATE: *(use format: January 1, 2007)*

EXPIRATION DATE: *(use format: January 1, 2007)*

APPROVED _____

Director name, PE, Engineering Field Director, Field Office Name Field Office
for the State Health Commissioner pursuant to VA Code § 2.2-604

ATTACHMENT C.3 Operation Permit Conditions

Adhere to format shown in this document; including margins, line spacing and font.

OPERATION PERMIT CONDITIONS

(1 line space)

Operation Permit No.: *(insert #)*
2015)

Permit Effective Date: *(format: January 1,*

Waterworks Name:

Waterworks Class: *(1, 2, 3, 4, 5, 6, or Unclassified)*

(2 line spaces)

OPERATOR REQUIREMENTS: *(insert current Operator and attendance requirements – this may change in future based on regulation revisions)*

(1 line space)

This waterworks shall be operated by a Class X or greater operator. When the operator is not in attendance, a substitute operator equal to or greater than Class X shall be in attendance.) *This is typical for Class 1-3 waterworks.*

or

A Class X operator shall be in attendance at the waterworks each day the plant is in operation for sufficient time to perform necessary monitoring and process evaluation, and to make any process adjustments) – *This is typical for Class 4 non-conventional filtration systems such as membranes.*

or

A Class (4, 5 or 6) operator shall be in attendance as necessary to perform monitoring and process evaluation, and to make any process adjustments.

or

Operating personnel shall be in attendance as necessary to perform monitoring and process evaluation, and to make any process adjustments.

(2 line spaces)

TREATMENT TECHNIQUE REQUIREMENTS:

This waterworks shall meet the following treatment techniques: *(Only include if federal or state treatment techniques are required. Select all that apply.)*

(1 line space between Rules)

Groundwater Rule *(include if required)*

Required disinfection inactivation: 4 log Virus inactivation

(1 line space between Rules)

Surface Water Treatment Rule and LT1 and LT2 Enhanced Surface Water Treatment Rules

(include if BIN 1)

Required microbial filtration removal and/or disinfection inactivation:

Virus: 4 log *(If more than one disinfection method is used to achieve disinfection credit, then this must be clearly identified in the WDS)*

Giardia: 3 log

Cryptosporidium: 2 log

Conventional filtration plants meeting the turbidity treatment technique requirements of the Surface Water Treatment Rule are credited with 3.0 log removal of Cryptosporidium and 2.5 log removal of Giardia.

Required Turbidity removal:

The combined filter effluent turbidity shall be less than or equal to 0.3 NTU in 95% of measurements recorded each month. The combined filter effluent turbidity shall not exceed 1 NTU.

(include if BIN 2)

Based on source water monitoring under the LT2 Enhanced Surface Water Treatment Rule, the name source has been classified as Bin “X” and requires 1 log additional cryptosporidium removal.

Required microbial filtration removal and/or disinfection inactivation:

ATTACHMENT C.3 Operation Permit Conditions

Adhere to format shown in this document; including margins, line spacing and font.

Virus: 4 log (If more than one disinfection method is used to achieve disinfection credit, then this must be clearly identified in the WDS)

Giardia: 3 log

Cryptosporidium: 4 log

Conventional filtration plants meeting the turbidity treatment technique requirements of the Surface Water Treatment Rule are credited with 3.0 log removal of Cryptosporidium and 2.5 log removal of Giardia. To achieve a total of 4 log removal/inactivation of Cryptosporidium, an additional 1 log of removal/inactivation is required.

Required Turbidity removal: (If waterworks is achieving LT2 additional cryptosporidium log removal through filter performance criteria):

The combined filter effluent turbidity and all individual filter effluent turbidity shall be less than or equal to 0.15 NTU in 95% of measurements recorded each month. The combined filter effluent turbidity shall not exceed 0.3 NTU.

(1 line space between Rules)

Lead and Copper Rule Water Quality Parameters (include if required)

(Select the water quality parameters and limits, as determined by the Field Office)

Entry Point

pH > X

calcium > X mg/l

conductivity > X µmhos/cm

orthophosphate > X mg/l as P

Distribution System

pH > X

calcium > X mg/l

conductivity > X µmhos/cm

orthophosphate > X mg/l as P

(2 line spaces)

OPERATION, MONITORING, AND REPORTING:

(1 line space)

(If no additions to the Waterworks Regulations standard operational requirements are imposed):

Operation, monitoring, and reporting shall be in accordance with Title 32.1 of the Code of Virginia and 12VAC5-590 et seq. of the Virginia Waterworks Regulations.

(Or if specific additional operational requirements are imposed and presented below):

Operation, monitoring, and reporting shall be in accordance with Title 32.1 of the Code of Virginia and 12VAC5-590 et seq. of the Virginia Waterworks Regulations. The State Board of Health of the Commonwealth of Virginia has issued additional operational, monitoring, and reporting requirements. This waterworks is subject to the following additional requirements: (Include all the "specific" requirements as necessary. Number each additional requirement.)

(1 line space)

1. Specific operational requirements for conventional filtration at the XXXXX water treatment plant: (BIN 1, include if applicable)

1. In order to achieve a 2.5 log removal credit of Giardia and 3 log removal credit of Cryptosporidium, the conventional filtration water treatment plant shall consistently maintain (as reported on the monthly operation report):
 - a. The combined filter effluent turbidity at less than or equal to 0.3 NTU in 95% of measurements recorded each month.
 - b. The combined filter effluent turbidity at less than or equal to 1 NTU in all measurements recorded each month.
2. An additional 0.5 log inactivation of Giardia by free chlorine disinfection as reported on the monthly operation report shall be maintained.
3. 4 log inactivation of virus by free chlorine disinfection as reported on the monthly operation report shall be maintained.
4. The individual filter hydraulic loading rate shall not exceed X gpm/sf.

ATTACHMENT C.3 Operation Permit Conditions

Adhere to format shown in this document; including margins, line spacing and font.

2. Specific operational requirements for conventional filtration at the XXXXX water treatment plant: *(BIN 2, include if treatment plant is achieving the additional LT2 crypto credit through filter performance)*

1. In order to achieve a 4 log removal credit of Cryptosporidium, the conventional filtration water treatment plant shall consistently maintain (as reported on the monthly operation report):
 - a. The combined filter effluent turbidity at less than or equal to 0.15 NTU in 95% of measurements recorded each month.
 - b. The individual filter effluent turbidity of every filter shall be less than or equal to 0.15 NTU in 95% of measurements recorded each month.
 - c. The individual filter effluent turbidity of every filter shall never exceed 0.3 NTU in two consecutive measurements taken 15 minutes apart.
2. In order to achieve a 2.5 log removal credit of Giardia, the conventional filtration water treatment plant shall consistently maintain (as reported on the monthly operation report):
 - a. The combined filter effluent turbidity at less than or equal to 0.3 NTU in 95% of measurements recorded each month.
 - b. The combined filter effluent turbidity at less than or equal to 1 NTU in all measurements recorded each month.
3. An additional 0.5 log inactivation of Giardia by free chlorine disinfection as reported on the monthly operation report shall be maintained.
4. 4 log inactivation of virus by free chlorine disinfection as reported on the monthly operation report shall be maintained.
5. The individual filter hydraulic loading rate shall not exceed X gpm/sf.

(1 line space)

3. Specific operational requirements for membrane filtration: *(include if applicable)*

1. In order to achieve a 3 log removal credit of Giardia and 3 log removal credit of Cryptosporidium, the water treatment plant shall consistently maintain (as reported on the monthly operation report):
 - a. The combined filter effluent turbidity at less than or equal to 0.3 NTU in 95% of measurements recorded each month.
 - b. The combined filter effluent turbidity at less than or equal to 1 NTU in all measurements recorded each month.
2. An additional 0.5 log inactivation of Giardia by free chlorine shall be maintained.
3. 4 log inactivation of virus by free chlorine disinfection as reported on the monthly operation report shall be maintained.

OPERATIONAL CONTROL PARAMETER	ALARM SET POINT	SHUTDOWN SET POINT
Entry Point Free Chlorine Residual	<i>Not less than ___ mg/L</i>	<i>Not less than ___ mg/L</i>
Direct Integrity Test; Log Removal Value (LRV)	<i>Not greater than ___ psi/minute with a test pressure not less than ___ psi throughout the test; equivalent to LRV not less than _____</i>	<i>Not greater than ___ psi/minute with a test pressure not less than ___ psi throughout the test; equivalent to LRV not less than _____</i>
Membrane Filtrate Turbidity	<i>Not greater than ___ NTU</i>	<i>Not greater than ___ NTU</i>

(1 line space)

ATTACHMENT C.3 Operation Permit Conditions

Adhere to format shown in this document; including margins, line spacing and font.

ATTACHMENT C.3 Operation Permit Conditions

Adhere to format shown in this document; including margins, line spacing and font.

4. Specific operational requirements for cartridge filtration: *(include if applicable)*

1. In order to achieve a 3 log removal credit of Giardia and 3 log removal credit of Cryptosporidium, the water treatment plant shall consistently maintain (as reported on the monthly operation report):
 - a. The combined filter effluent turbidity at less than or equal to 0.3 NTU in 95% of measurements recorded each month.
 - b. The combined filter effluent turbidity at less than or equal to 1 NTU in all measurements recorded each month.
2. 4 log inactivation of virus by free chlorine disinfection as reported on the monthly operation report shall be maintained.

OPERATIONAL CONTROL PARAMETER	ALARM SET POINT	SHUTDOWN SET POINT
Entry Point Free Chlorine Residual	<i>Not less than ___mg/L</i>	<i>Not less than ___mg/L</i>
Differential Pressure	<i>Not greater than ___psi</i>	<i>Not greater than ___psi</i>
Filtrate Turbidity	<i>Not greater than ___NTU</i>	<i>Not greater than ___NTU</i>

(1 line space)

5. Specific operational requirements for UV disinfection: *(include if applicable)*

The following operating conditions shall be met to achieve a (*X log*) credit for cryptosporidium inactivation.

UV REACTOR PARAMETER	MINIMUM REACTOR OPERATIONAL LIMIT (ALARM REQUIRED)
UV Intensity (those using single UV Intensity setpoint control)	<i>___W/m²</i>
UV Dose (those using calculated dose control)	<i>___mJ/cm²</i>

or

UV REACTOR PARAMETER	ALARM CRITERIA
<i>High Flow Rate</i>	<i>Gpm</i>
Low UV Transmittance (those using calculated dose control)	<i>% UVT</i>
Lamp/Ballast Failure	<i>Failure</i>
High Temperature	<i>°C</i>
Mechanical Wiper Failure (if applicable)	<i>Failure</i>

(1 line space)

6. Specific operational, monitoring, and reporting requirements for 4 log Virus disinfection credit with Free Chlorine, as required by the Groundwater Rule: *(include if applicable)*

1. In order to consistently achieve 4 log inactivation of virus, the minimum free residual chlorine concentration, measured at the entry point sample tap for {*name of source*} must be maintained at {*insert*} mg/L.

Waterworks service population > 3,300 or service population ≤ 3,300 choosing this option:

ATTACHMENT C.3 Operation Permit Conditions

Adhere to format shown in this document; including margins, line spacing and font.

2. The free chlorine residual concentration must be continuously monitored and recorded at the approved entry point location to the distribution system each day that you serve water from {name of source} to the public. The daily lowest free chlorine residual concentration must be reported on the monthly operations report.

Or Waterworks service population $\leq 3,300$:

3. The free chlorine residual concentration must be measured and recorded on a grab sample collected at the approved entry point location to the distribution system during the hour of maximum peak flow each day that you serve water from {name of source} to the public. The daily grab sample chlorine residual concentration must be reported on the monthly operations report.
4. The monthly operations report must be submitted no later than the 10th day of the month following the month in which data is reported.

(1 line space)

7. Specific operational, monitoring, and reporting requirements for disinfection credit with Free Chlorine: *(include if applicable, MPN geometric mean > 3)*

Waterworks service population > 3,300 or service population $\leq 3,300$ choosing this option:

1. The free chlorine residual concentration must be continuously monitored and recorded at the approved entry point location to the distribution system each day that you serve water from {name of source} to the public. The daily lowest free chlorine residual concentration must be reported on the monthly operations report.

Or Waterworks service population $\leq 3,300$:

2. The free chlorine residual concentration must be measured and recorded on a grab sample collected at the approved entry point location to the distribution system during the hour of maximum peak flow at least (X) days per week that you serve water from {name of source} to the public. The daily grab sample chlorine residual concentration must be reported on the monthly operations report.
3. The monthly operations report must be submitted no later than the 10th day of the month following the month in which data is reported.

(1 line space)

8. Lead and Copper Rule Water Quality Parameters

(1 line space)

The {waterworks name} shall conduct monitoring for LCR Water Quality Parameters at the locations and frequency indicated below to begin during any monitoring period in which the lead or copper Action Level is exceeded.

Water Quality Parameter	Monitoring Location	Monitoring Frequency
pH	Entry Point	Every 2 weeks
Calcium	Entry Point	Every 2 weeks
Conductivity	Entry Point	Every 2 weeks
Orthophosphate (as P)	Entry Point	Every 2 weeks
pH	Distribution System	Two (2) samples at 2 separate distribution system locations during each 6-month LCR monitoring period

ATTACHMENT C.3 Operation Permit Conditions

Adhere to format shown in this document; including margins, line spacing and font.

Calcium	Distribution System	Two (2) samples at 2 separate distribution system locations during each 6-month LCR monitoring period
Conductivity	Distribution System	Two (2) samples at 2 separate distribution system locations during each 6-month LCR monitoring period
Orthophosphate (as P)	Distribution System	Two (2) samples at 2 separate distribution system locations during each 6-month LCR monitoring period

(Adjust number of samples based on waterworks population served) (1 line space)

9. Specific operational, monitoring, and reporting requirements for corrosion control treatment:

(1 line space)

This waterworks shall continuously operate corrosion control treatment and maintain the following corrosion control treatment operational control parameters:

(1 line space)

1. In order to ensure satisfactory corrosion control treatment, the {waterworks name} shall maintain and monitor:
 - a. pH equal to or greater than X at the {entry point name} entry point.
Measure and report the pH value on the monthly operation report at least two times per week.
 - b. Orthophosphate (measured as P) of equal to or greater than X mg/L at the {entry point name} entry point.
Measure and report on the monthly operation report at least two times per week.

(2 line spaces)

WATERWORKS CAPACITY:

(1 line space)

Source Capacity: *(List each individual source capacity as calculated in the WDS, to include as needed)*

Well (name): XXX MGD or gpd
 Surface Water (name): XXX MGD or gpd
 Purchased Water (waterworks name, PWSID): XXX MGD or gpd
 Total source capacity: XXX MGD or gpd

(Source capacity is defined as the limiting factor of either source yield, or pumping and delivery. If a DEQ VWP or Groundwater Withdrawal Permit is issued, include the Permit requirements in the Capacity Evaluation section of the WDS.)

(1 line space)

Treatment Capacity:

No treatment is provided.

or

The following treatment is provided (for the ____ treatment plant):

List all treatment processes described in the WDS for each facility. Include special conditions/qualifiers in parentheses. Processes may include the following:

(1 line space)

- Rapid Mix (Coagulation)
- Flocculation
- Sedimentation
- Superpulsators, Solids Contact Clarifiers, Adsorption Clarifiers
- Ozonation (treatment technique requirement) (not a treatment technique requirement)
- Gravity Filtration, granular media

ATTACHMENT C.3 Operation Permit Conditions

Adhere to format shown in this document; including margins, line spacing and font.

Pressure Filtration – type (i.e. KMnO₄-Greensand media) (for XX removal) *if specific parameter known, such as iron*

Membrane Filtration, Microfiltration, Ultrafiltration (log inactivation treatment technique requirement)

Nanofiltration

Reverse Osmosis

Cartridge Filtration (voluntary) (log inactivation treatment technique requirement)

UV Disinfection (voluntary) (log inactivation treatment technique requirement)

Granular Activated Carbon Adsorption

Ion Exchange (for XX removal) *if specific parameter known, such as arsenic*

Cation Exchange Softening

Oxidation – type

Corrosion Control, pH Adjustment chemical feed (treatment technique requirement) (not a treatment technique requirement)

Corrosion Control, orthophosphate chemical feed (treatment technique requirement) (not a treatment technique requirement)

Sequestering (Iron & Manganese treatment) chemical feed

Fluoridation

Chlorine Disinfection – [type] (voluntary) (required due to distribution water quality, but not a treatment technique requirement) (required due to source water quality, but not a treatment technique requirement) (log inactivation treatment technique requirement)

Chlorine Dioxide Disinfection (log inactivation treatment technique requirement)

(1 line space)

Limiting treatment capacity: XXX MGD or gpd based on xxx treatment process

or

The permitted capacity is not limited by the installed (chemical feed system) (treatment unit).

Use this sentence for “treatment unit” only if voluntary treatment such as water softener, UV, etc. are installed.

(1 line space)

Storage and Delivery Requirements:

For community waterworks:

The waterworks shall provide sufficient storage and distribution pumping capacity to provide a minimum working pressure of 20 psig at all service connections. *(required)*

The total available system effective storage volume is XXX gal which is equivalent to ½ day storage of the water demand of XXX gpd. *(As determined in the WDS based a minimum of ½ day storage.)*

or

Actual operation history indicates the existing finished water storage of XXX gal meets the system demand and minimum pressure requirements. *(Use when there is not ½ day storage, but the waterworks has acceptable operating history).*

or

The hydraulic model, titled “xxx”, dated “xxx”, indicates the waterworks has sufficient storage to meet the maximum daily demand of XXX gpd.

For Noncommunity waterworks:

The waterworks shall provide sufficient distribution storage and pumping capacity to meet peak hourly flow demand.

(1 line space)

VDH Sewage Disposal System Operation Permit: *(Only include if sewage is limiting permitted capacity)*

ATTACHMENT C.3 Operation Permit Conditions

Adhere to format shown in this document; including margins, line spacing and font.

___ gpd

(1 line space)

Permitted Capacity:

This waterworks is permitted for a capacity of ___ gpd due to (limited source capacity) (limited treatment capacity) (limited storage capacity) (VDH Sewage Disposal System permitted capacity) (other explanation). (However, the number of connections cannot exceed 49 until an acceptable additional source is provided.)

or

If gpd capacity cannot be determined:

This waterworks is permitted for a capacity limited to the existing (*X* restaurant seats/*X* building structures/*X* campsites/*other*) until (information on the well yield/pump capacity/*other* is provided) (and) (the need for additional storage is evaluated).

INSTRUCTIONS:

Complete / select items shown with _____ and *italics*. All Temporary Permits shall be sent certified mail (return receipt requested), AND if possible the owner shall be promptly emailed the scanned Permit with read receipt requested.

List specific action items, relevant Code or Regulation section, and include an individual deadline for each action. Place action items in order of health protection (list most critical first). Examples are given below.

TEMPORARY PERMIT REQUIREMENTS

Temporary Operation Permit No. (*insert #*)

(*Waterworks Name*)

(*Waterworks Owner*), owner of the (*waterworks name*) waterworks, shall comply with the temporary permit requirements below to protect public health and bring the (*waterworks name*) waterworks into compliance with Title 32.1 of the *Code of Virginia* and 12VAC5-590 *et seq.* of the *Virginia Waterworks Regulations (Regulations)*.

Examples:

1. Hire a Professional Engineer, licensed in the Commonwealth of Virginia, to provide the information necessary to resolve _____, as required by 12VAC5-590_____ of the *Regulations*. Schedule a Preliminary Engineering Conference with the ODW _____ Field Office staff and the selected Professional Engineer. This meeting should be held in the ODW _____Field Office **no later than** _____.
2. Submit engineering documents (plans and specifications, design calculations, etc.) for appropriate upgrades to bring the waterworks into compliance with the *Regulations* **no later than** _____. Such documentation is required by 12VAC5-590-200 of the *Regulations*.
3. Collect samples for inorganic chemicals, metals, radiological, nitrate/nitrite, unpreserved nitrite, volatile organic chemicals (VOCs) and cyanide from the (*Well Name or Number*) entry point. Sample collection shall begin **no later than** _____, and all samples shall be collected **no later than** _____. Sampling requirements are specified in 12VAC5-590-375 of the *Regulations*.
4. Collect ____ () lead and copper samples from approved locations within the distribution system **no later than June 30, _____**. A second set of ____ () lead and copper samples from approved locations within the distribution system must be collected **between July 1, _____ and December 31, _____**. Sampling requirements are specified in 12VAC5-590-375 of the *Regulations*.
5. Collect a series of twenty (20) MPN-type bacteriological samples from the raw water sample tap at (*Well Name or Number*) and have them analyzed by a certified laboratory. Sample collection shall begin with one raw water sample taken **no later than** _____, with succeeding individual samples taken approximately every two weeks until all 20 samples are collected and analyzed, with all MPN samples collected **no later than** _____. A Groundwater Under the Direct Influence of Surface Water (GUDI) determination is required by 12VAC5-590-430 of the *Regulations*.
6. Submit a Bacteriological Sample Siting Plan (BSSP), required by 12VAC5-590-375 A of the *Regulations*, for approval to the ODW _____ Field Office **no later than** _____.

7. Collect (*number*) routine bacteriological sample(s) monthly from approved locations in the distribution system and have them analyzed by a certified laboratory. Bacteriological sampling shall begin in (***month year***) and continue each month thereafter in accordance with the approved BSSP. Sampling requirements are specified in 12VAC5-590-375 of the *Regulations*.
8. Submit a Disinfectants/Disinfections Byproducts Monitoring Plan, required by 12VAC5-590-375 of the *Regulations*, for approval to the ODW _____ Field Office **no later than** _____.
9. Submit a Lead and Copper Materials Survey, as specified by 12VAC5-590-375 of the *Regulations*, for approval to the ODW _____ Field Office **no later than** _____.
10. Submit a Cross Connection and Backflow Prevention Program, as required by 12VAC5-590-600 B of the *Regulations*, for approval to the ODW _____ Field Office **no later than** _____.
11. Submit a waterworks permit application, as required by Title 32.1-172 of the *Code of Virginia*, to the ODW _____ Field Office **no later than** _____.
12. Submit a Waterworks Business Operation Plan (WBOP) to the ODW _____ Field Office for review and approval **no later than** _____. Completion of the WBOP is a requirement of Va. Code §32.1-172 and is a key element for establishing sustainable operations of the waterworks.
13. Submit a copy of a signed agreement with a waterworks operator with a Class 6 or higher Virginia license to operate a waterworks **no later than** _____. Waterworks Operator requirements are specified in 12VAC5-590-460 A of the *Regulations*.
14. Install a totalizing-type meter on the well discharge of the (*Well Name or Number*), in accordance with 12VAC5-590-520 B of the *Regulations*, **no later than** _____. Record meter readings and number of connections monthly on the Monthly Operation Report form submitted to the ODW _____ Field Office **by the 10th of the month** following the reporting period.
15. Install a threadless raw water sample tap, pointing downward, on the discharge of the well pump, prior to [treatment and] storage, **no later than** _____. This requirement is specified in 12VAC5-590-1030A of the *Regulations*.

ATTACHMENT C.5. Waterworks Description Sheet

**VIRGINIA DEPARTMENT OF HEALTH
WATERWORKS DESCRIPTION SHEET**

DATE: *(format: January 1, 2015)*

WATERWORKS NAME:

WATERWORKS CLASS: *(1, 2, 3, 4, 5, 6, or
Unclassified)*

COUNTY/CITY:

TYPE:

LOCATION:

provide physical address of facility or waterworks or a description of the location (in addition, may include driving directions)

OWNER:

corporation, municipality, individual as appropriate

Contact: *administrative contact name*

address, city, state, zip code

Phone:

OPERATOR:

*Licensed Class (1, 2, 3, 4, 5, 6) Operator Required
(Licensed Operator Not Required)*

PERMIT NUMBER:

(insert #)

TYPE OF TREATMENT:

list all unit treatment processes

SOURCE:

wells, springs or surface water source(s)

CAPACITY:

_____ gpd or other basis

DESCRIPTION OF THE WATERWORKS

Service population: *Provide a description of the service population used to determine waterworks type (community, transient noncommunity, or nontransient noncommunity). Pertinent data may include, but not limited to:*

- Business type*
- Number customers served daily*
- Number of employees*
- Number year round residents*
- Days/weeks/months of operation*
- Hours per day of operation (TNC vs NTNC determination)*
- Population served*
- Number of service connections*

The waterworks consists of

- Detailed narrative*
- Follow water from source to distribution*
- Use subject headings for clarity*

OTHER PERMITS

Name of Waterworks

Date

Select as applicable:

The Department of Environmental Quality has issued a Virginia Water Protection Permit (No. _____) to this waterworks for raw water withdrawal. (If a final DEQ permit has been issued, then summarize the hydraulic capacity limitations of the permit here to include maximum daily withdrawal, maximum monthly withdrawal, and maximum annual withdrawal, as provided.)

The Department of Environmental Quality has not issued a Virginia Water Protection Permit to this waterworks for raw water withdrawal. (For waterworks with "grandfathered" surface water withdrawals).

The Department of Environmental Quality has (drafted) (issued) a Groundwater Withdrawal Permit (No. - XXX) to this waterworks. (If a final DEQ permit has been issued, then summarize the hydraulic capacity limitations of the permit here.)

This waterworks is located in the (Eastern / Eastern Virginia) Groundwater Management Area. However, a groundwater withdrawal permit is not required by the Department of Environmental Quality at this time. A groundwater withdrawal permit may be required for this waterworks in the future.

Compliance with the conditions and requirements of the (name of DEQ permit type) permit shall not limit the authority of the Health Department to assign a capacity to the waterworks, based on the evaluation as follows.

This facility has been issued a Virginia Department of Health Sewage Disposal System Operation Permit, dated date, with a daily flow capacity of xxx gpd.

OR

This facility has been issued a Virginia Department of Health Sewage Disposal System Operation Permit, dated date, with an unknown capacity.

This facility has been issued a Virginia Department of Health Food Establishment Operation Permit, with expiration date of date, and (does not include design or operation capacity limitation) (includes a limiting capacity of xxx seats).

WATERWORKS CAPACITY

All calculations should consistently incorporate ODW's frequently used abbreviations and symbols, as well as use consistent mathematical expressions throughout. Do not use "x" or "" in a formula, instead use parentheses. See Chapter 9 of the Permit Manual for guidance and example waterworks capacity evaluations.*

1. Estimated Water Demand: (Cite the actual reported production or other design reference, such as the *AWWA Design and Construction of Small Systems, 1999*)
2. Source Capacity: (Include raw water sources and purchased water sources.)
3. Treatment Capacity:
4. Storage Capacity:
5. Delivery Capacity: (may be combined with 4. Storage Capacity for Non-community waterworks)

Name of Waterworks

Date

Include the following table with permits issued to wholesale waterworks that provide water to one or more consecutive waterworks:

Water production and storage is allocated to the following consecutive waterworks as follows:

Waterworks Name	PWSID	Permit Capacity (gpd)	Delivered Capacity (gpd) ¹	Total Storage Required ² (gal)	Storage Provided-Consecutive ³ (gal)	Storage Provided – Wholesale ⁴ (gal)
<i>Total</i>	-					

1. Portion of the permit capacity provided by this (primary) waterworks.
2. Total storage required by the consecutive waterworks.
3. Total effective storage provided by consecutive waterworks.
4. Total effective storage dedicated to the consecutive waterworks by this (wholesale) waterworks.

CONCLUSION:

for community waterworks:

This waterworks is permitted for a capacity of __ gpd due to the (*limited source capacity*) (*limited storage capacity*) (*VDH Sewage Disposal System permitted capacity*) (*other explanation*). (However, the number of connections cannot exceed 49 until an acceptable additional source is provided.)

for noncommunity waterworks:

This waterworks is permitted for a capacity of __ gpd {or *describe existing connections*}, due to the (*limited source capacity*) (*limited storage capacity*) (*VDH Sewage Disposal System permitted capacity*) (*other explanation*).

for grandparented waterworks (if insufficient data available to establish hydraulic capacity):

This waterworks is permitted for a capacity limited to the existing (*X restaurant seats/X building structures/X campsites/other*) until (information on the well yield/pump capacity/*other* is provided) (and) (the need for additional storage is evaluated).

Optional for “back-populating” old permit issuance dates. Required for amendments after July 2014:

OPERATION PERMIT HISTORY

Permit Issuance (Effective Date)	Description / Reason ¹

1. Description/Reason may include:

- Original issuance;
- Ownership Change;
- Waterworks Consolidation/Merger (describe briefly);
- Addition or Deletion of source, treatment, storage, pumping facilities; etc. (describe briefly, and add Construction Permit #s and dates, as applicable)

INSTRUCTIONS: Complete / select items shown with *italics*, and convert to regular font. Print on Field Office letterhead. Pages are 1” top, bottom, and side margins.

SUBJECT: County/City
Waterworks: Waterworks Name
PWSID No: PWSID

Date

Waterworks Owner
Address 1
Address 2
City, State, Zip Code

Dear (Waterworks Owner)

Enclosed please find Waterworks Operation Permit No. _____ with Operation Permit Conditions dated _____ issued by the Commonwealth of Virginia Department of Health, Office of Drinking Water. This permit is your authorization from the State Health Commissioner to operate the subject waterworks located in (County/ City name) in accordance with the *Waterworks Regulations*. This permit is not transferable. This permit does not suspend, minimize, or otherwise alter this owner’s obligation to comply with applicable federal, state, or local laws and regulations or permits.

Optional paragraph #1 (If amended permit):

This permit is an amendment of the previously issued permit dated _____, due to the provide a brief explanation for the revision. This revised permit replaces and nullifies the original permit which should be destroyed immediately.

You will note that the permit indicates that this waterworks has a permitted capacity of _____. This limit is based on (the existing system usage and shall not be exceeded.) (the maximum capacity of the system and shall not be exceeded.)

Optional paragraph #2 (If permit issued to a “grandparented” waterworks):

Please note that any expansion of service, modification to the waterworks, failure to maintain reliability, or future sale of the waterworks may require an engineering evaluation of the entire waterworks, and compliance with Part III of the *Waterworks Regulations*.

Optional paragraph #3 (If waterworks in violation and Temporary Permit issued):

12VAC5-590-xxx of the *Waterworks Regulations* states _____. The _____ waterworks may be in violation of this requirement in that _____. The Virginia Department of Health requests that you _____ so that the waterworks may operate in compliance with the *Waterworks Regulations*.

Optional paragraph #4 (If Temporary Permit Requirements are attached):

Temporary Permit Requirements are included for this waterworks. (*Add brief description*).

Optional paragraph #5 (If a Variance is included):

A variance to the *Waterworks Regulations* is included for this waterworks. (*Add brief description, including time limits, if any*).

INSTRUCTIONS: Complete / select items shown with *italics*, and convert to regular font. Print on Field Office letterhead. Pages are 1” top, bottom, and side margins.

Optional paragraph #6 (If well sources subject to Groundwater Withdrawal Permit by DEQ):

The enclosed Waterworks Operation Permit specifies a maximum volume that this waterworks may produce, in terms of gallons per day. This capacity is based on public health requirements and the application of engineering principles. The Department of Environmental Quality has also (issued a/developed a draft) Groundwater Withdrawal Permit covering this waterworks, based on conservation of water as a natural resource. Both permits apply to you as a waterworks, and you are responsible for complying with each permit.

Optional paragraph #7 (If waterworks has been or will be issued a Virginia Water Protection Permit or a Joint Permit from DEQ, VMRC and Corps of Engineers for surface water withdrawal):

The enclosed Waterworks Operation Permit specifies a maximum volume that this waterworks may produce, in terms of gallons per day. This capacity is based on public health requirements and the application of engineering principles. The Department of Environmental Quality (, Virginia Marine Resource Commission, and the U.S. Army Corps of Engineers) has (developed a draft) / (issued a) (Virginia Water Protection Permit) / (Joint Permit) covering this waterworks. Both permits apply to you as a waterworks, and you are responsible for complying with each permit.

As provided by Rule 2A:2 of the Supreme Court of Virginia, you have thirty (30) days from the date you actually received this permit or the date it was mailed to you, whichever occurred first, within which to appeal this permit by filing a notice of appeal in accordance with the Rules of the Supreme Court of Virginia with the State Health Commissioner. In the event that this permit is sent to you by mail, three days are added to that period.

We look forward to your (continued) cooperation in the maintenance and operation of this waterworks.

Sincerely,

District Engineer

cc: _____ County Health Department
_____ County Administrator
_____ County Building Official
if applicable: DEQ - Office of Water Supply
if applicable: name, VDH – Marina Programs Manager

ec: VDH – ODW, Central Office

INSTRUCTIONS: Complete / select items shown with _____ and *italics*.
Adhere to format shown in this document; including margins, line spacing and font. Print on plain paper.

OPERATION PERMIT VARIANCE

(Waterworks Name)

Permit No. _____

Select as applicable:

For Community, NTNC Systems, and TNC systems with production greater than 10,000 gpd:

This Variance is issued in accordance with Section 12VAC5-590-140 of the *Waterworks Regulations* of the Virginia Department of Health. This Variance is to Section _____ and _____ of the *Waterworks Regulations*. This Variance is issued with the following conditions:

1. Operation of this system is permitted with (a sole) operator(s) in attendance, having less than a Class __ waterworks license, provided that the operator(s) (has)/(have) reliable communication with the Operator in Responsible Charge (OIRC) having a Class __ or Class _ license. The operator must obtain confirmation from the OIRC prior to making changes in _____.

For existing (found or grandparented) TNC Systems

This Variance to 12VAC5-590-520 of the *Waterworks Regulations* allows operation of this waterworks without metering of total water production, subject to the following conditions:

1. Total water production does not exceed 10,000 gallons per day (gpd).
2. This Variance will be automatically revoked at such time that the total water production exceeds 10,000 gpd.
3. This Variance will be automatically revoked at such time that a meter is installed.

For All Systems:

4. This Variance is nontransferable and must be attached to the Operation Permit.
5. This Variance is a condition of the Operation Permit and is revoked when the Permit is revoked.

Approved:

Director name, PE, Engineering Field Director
Field Office Name Field Office
For the State Health Commissioner pursuant to VA Code § 2.2-604

Date:

INSTRUCTIONS: Complete / select items shown with *italics*, and convert to regular font. Print on Field Office letterhead. Pages are 1” top, bottom, and side margins.

CERTIFIED MAIL – RETURN RECEIPT REQUESTED

SUBJECT: County/City
Waterworks: Waterworks Name
PWSID No: PWSID

Date

Waterworks Owner
Address 1
Address 2
City, State, Zip Code

Dear (Waterworks Owner)

You are hereby notified of our intent to amend Virginia Department of Health Operation Permit Number _____ (and its associated Engineering Description Sheet) issued on _____ covering the operation of the waterworks at (*service area name*) in (*City / County name*), Virginia. This amendment is in accordance with the provisions of *Code of Virginia* §32.1-173 and 12VAC5-590-310 of the *Waterworks Regulations*. VDH proposes to amend the permit due to (the addition of _____) (the deletion of _____) (a change in the design capacity of the waterworks due to _____.) A draft of the proposed Engineering Description Sheet for the amended permit is enclosed for your review.

If you object to the amendment you have the right to a hearing, and may send a written request to schedule a hearing, no later than 30 calendar days from the date that you or your agent signs for this certified letter. Please use the attached form for this purpose and send it to this office. If VDH does not hear from you within that time frame (or if this certified letter is returned to us for non-receipt), we will immediately amend the permit and send you written confirmation of our action.

If we can be of further assistance, please contact me.

Sincerely,

District Engineer

cc: _____ County Health Department
_____ County Administrator

ec: VDH – ODW, Central Office

INSTRUCTIONS: Complete / select items shown with *italics*, and convert to regular font. Print on Field Office letterhead. Pages are 1” top, bottom, and side margins.

OBJECTION AND REQUEST FOR A HEARING

This is to advise Virginia Department of Health that I, _____,
object to the amendment proposed by Virginia Department of Health dated _____
of Waterworks Operation Permit No. _____ for _____
located in _____
and request a hearing in accordance with §12 VAC 5-590-160 of the *Waterworks Regulations*.

My specific objection(s) to the proposed amendment are as follows:

(Name)

(Date)

(Title)

**OPERATION PERMIT CHECKLIST
for Signature**

DATE:		FROM:			
PWSID #:		CITY/COUNTY:			
WATERWORKS NAME:					
WATERWORKS TYPE:	C, NTNC, TNC, CONSECUTIVE				
PERMIT TYPE:	STANDARD, TEMPORARY				
PERMIT ACTION:	NEW AMENDED – Change in NAME, OWNERSHIP, CAPACITY, TREATMENT, REPLACE A TEMPORARY PERMIT				
ENCLOSURES: (Check all that apply)	<input type="checkbox"/>	OPERATION PERMIT AND OPERATION PERMIT CONDITIONS			
	<input type="checkbox"/>	WATERWORKS DESCRIPTION SHEET			
	<input type="checkbox"/>	VARIANCE, EXEMPTION, or SPECIAL PERMIT REQUIREMENTS			
	<input type="checkbox"/>	PERMIT APPLICATION			
	<input type="checkbox"/>	ENGINEER'S STATEMENT OF COMPLETION			
	<input type="checkbox"/>	FINAL INSPECTION REPORT			
	<input type="checkbox"/>	NEW/REVISED CDS SCHEMATIC #			
	<input type="checkbox"/>	APPLICATION FOR METERING VARIANCE			
	<input type="checkbox"/>	OTHER (LIST):			
OTHER	NOT REQUIRED	APPROVED - DATE	NOT APPROVED - EXPLAIN		
WBOP					
LICENSED OPERATOR					
CCCP					
BSSP					
DDBP SAMPLING PLAN					
LCR SAMPLING PLAN					
GUDI DETERMINATION	DATE	GUDI	NOT GUDI		
WELL #					
WELL #					
WELL #					
RELIABILITY VERIFICATION		SATISFACTORY	UNSATISFACTORY ¹		
WATER QUALITY					
HYDRAULIC CAPACITY (Adequate Pressure, Leakage, Water Outages, etc.)					
Field Office Document QA/QC	Operation Permit	Waterworks Description Sheet	Permit Conditions	Temporary Operation Permit Requirements	Variance
Document Author					
First Reviewer					
PE Reviewer					

COMMENTS:

¹ Temporary Permit Required.

INSTRUCTIONS: Complete / select items shown with *italics*, and convert to regular font. Print on Field Office letterhead. Pages are 1" top, bottom, and side margins.

CERTIFIED MAIL – RETURN RECEIPT REQUESTED

SUBJECT: County/City
Waterworks: Waterworks Name
PWSID No: PWSID

Date

Waterworks Owner
Address 1
Address 2
City, State, Zip Code

Dear (Waterworks Owner)

You are hereby notified that it is our intent to revoke Virginia Department of Health Operation Permit Number _____ issued on _____ covering the operation of the waterworks at (service area name) in (City / County name), Virginia. Revocation is in accordance with the provisions of *Code of Virginia* §32.1-174 and 12VAC5-590-320 of the *Waterworks Regulations*. VDH proposes to revoke the permit because (there is less than 15 connections and less than 25 people served by this waterworks.) (the business is closed and the facility no longer meets the definition of a waterworks) (the infrastructure has been connected and service has been conveyed to waterworks name (PWSID# _____)).

If you agree to the revocation of this permit, please sign and date the statement at the bottom of this letter and return it to this office. If you object to the revocation you have the right to a hearing, and may send a written request to schedule a hearing to this Office no later than 30 calendar days from the date that you or your agent signs for this certified letter. If VDH does not hear from you within that period (or if this certified letter is returned to VDH for non-receipt), we will immediately revoke the permit and send you written confirmation of our action.

A copy of this letter is enclosed for your records.

If we can be of further assistance, please contact me at (Phone number).

Sincerely,

District Engineer

cc: _____ County Health Department
_____ County Administrator
_____ County Building Official

This is to advise VDH that I, _____, have no objection to the revocation of
(*Print Name*)
Waterworks Operation Permit No. _____, issued (*date*) for (*Waterworks name*)
located in (*City/County*).

(*Name and Title*)

(*Date*)

INSTRUCTIONS: Complete / select items shown with *italics*, and convert to regular font. Print on Field Office letterhead. Pages are 1" top, bottom, and side margins.

SUBJECT: County/City
Waterworks: Waterworks Name
PWSID No: PWSID

WATERWORKS CHANGE OF OWNERSHIP

<NEW OWNER NAME>
Street
City, State, ZIP

Dear <NEW OWNER NAME>:

The Virginia Department of Health, Office of Drinking Water (ODW) believes the <NAME> waterworks is under new ownership. Changing owners is not prohibited in the Public Water Supplies Law or Waterworks Regulations. However, if you are not the owner named on the current Operation Permit for the <NAME> waterworks, you may be in violation of the requirement to have a permit. As explained below, ODW would like to work with you to amend the Operation Permit so that it identifies you as the "owner" of the waterworks.

In order to amend the permit, ODW requests that you and <NAME ON THE PERMIT> complete and return the enclosed Change of Ownership Agreement Form. By completing the form, you acknowledge ownership of the <NAME> waterworks, demonstrate that you have reviewed the DRAFT Operation Permit identified above, and that you understand that you must operate the waterworks in accordance with the Waterworks Regulations. You also acknowledge that you understand that you will be responsible for the activities at the waterworks that are necessary to comply with the requirements in the Operation Permit. If you intend to change the name of the waterworks, you may indicate the new name on the Change of Ownership Agreement Form.

Following receipt and verification of a properly completed Change of Ownership Agreement Form, ODW will amend the Operation Permit for the <NAME> waterworks to identify you as the owner. Certain operational requirements will be included as "conditions" in the Amended Operation Permit. These are specific requirements of the Waterworks Regulations that are unique to the waterworks and may include, but are not limited to, minimum operator requirements, minimum system pressure, and

If you have questions or require additional information, please contact me at XXX-XXX-XXXX.

Sincerely,

<NAME>
District Engineer
<NAME> Field Office

XXX:xx

Enclosure: Change of Ownership Agreement Form
Operation Permit Number NNNNNN - DRAFT

INSTRUCTIONS: Complete / select items shown with *italics*, and convert to regular font. Print on Field Office letterhead. Pages are 1" top, bottom, and side margins.

cc: *Local health director (Local Health District)*

INSTRUCTIONS: Complete / select items shown with *italics*, and convert to regular font. Print on Field Office letterhead. Pages are 1" top, bottom, and side margins.

SUBJECT: County/City
Waterworks: Waterworks Name
PWSID No: PWSID

WATERWORKS CHANGE OF OWNERSHIP

Permit No.: PWSID _____ Effective Date: mm/dd/yyyy Expiration Date: mm/dd/yyyy

<OLD OWNER NAME>

Street

City, State, ZIP

Dear <OLD OWNER NAME>:

The Virginia Department of Health, Office of Drinking Water (ODW) understands that you have sold the <NAME> waterworks and it is under new ownership. Changing owners is not prohibited in the Public Water Supplies Law or Waterworks Regulations. As explained below, ODW would like to confirm that you are no longer the "owner" of the waterworks.

In order to amend the permit to reflect the new owner, ODW requests that, within 30 days, you complete and return the enclosed Change of Ownership Agreement Form. By completing the form, you acknowledge you are no longer the owner of the <NAME> waterworks and you do not object to ODW reissuing the operation permit to <NAME OF NEW OWNER>. If we do not hear from you within 30 days or this letter is returned to us for non-receipt, we will infer that you do not object and we will reissue the permit to the new owner.

If you have questions or require additional information, please contact me at XXX-XXX-XXXX.

Sincerely,

<NAME>

District Engineer

<NAME> Field Office

XXX:xx

Enclosure: Change of Ownership Agreement Form

cc: Local health director (Local Health District)

Virginia Department of Health, Office of Drinking Water
Waterworks Change of Ownership Agreement Form
(Please Type or Print All Information)

This form must be signed by properly authorized individuals. Mail or email the signed and completed form to the appropriate ODW Field Office, and please retain a copy of this form for your records.

Waterworks Operation Permit Number: _____ Date Issued (mm/dd/yyyy): _____

Waterworks Name: _____

FORMER WATERWORKS OWNER:

Name: _____ Tax ID No: _____

Contact: _____

Mailing Address: _____

City: _____ State: _____ Zip: _____ Phone: _____

Email Address (if available): _____

"I (We) hereby agree to the change of ownership, responsibility, coverage, and liability for the <Insert Waterworks Name> waterworks, identified by Waterworks Operation Permit Number <Insert Number>."

Printed Name: _____ Title: _____

Signature: _____ Date: _____

NEW WATERWORKS OWNER:

Name: _____ Tax ID No: _____

Contact: _____

New Waterworks Name (if applicable): _____

Mailing Address: _____

City: _____ State: _____ Zip: _____ Phone: _____

Email Address (if available): _____

"I (We) hereby agree to the change of ownership, responsibility, coverage, and liability for the <Insert (New) Name> waterworks, identified by Waterworks Operation Permit Number <Insert Number>. I (We) acknowledge that I (we) have reviewed the Operation Permit identified above. I (We) understand that I (we) must operate the waterworks in accordance with the Virginia Public Water Supplies Law, Va. Code § 32.1-167 *et seq.*, the Waterworks Regulations, 12VAC5-590-10 *et seq.*, and all conditions of the permit."

I (We) certify that the information concerning ownership/control of the <Insert Name> waterworks is accurate.

Printed Name: _____ Title: _____

Signature: _____ Date: _____

INSTRUCTIONS for the WATERWORKS CHANGE OF OWNERSHIP AGREEMENT FORM

- 1) **Waterworks Operation Permit Number:** Unless completed by VDH-ODW, enter the Operation Permit Number, or PWSID Number if no previous Waterworks Operation Permit has been issued. This number is located on the Operation Permit or correspondence from the Virginia Department of Health, Office of Drinking Water.
- 2) **Date Issued:** Unless completed by VDH-ODW, enter the effective date of the Operation Permit.
- 3) **Waterworks Name:** Unless completed by VDH-ODW, enter the waterworks name that is on the existing Operation Permit. If the new owner plans to change the waterworks' name, that will be entered as part of the New Waterworks Owner information.
- 4) **Former Waterworks Owner:**
 - a. Name: Provide the legal name of the previous entity or individual owning the waterworks. If deceased, identify the Executor or Trustee of the Estate.
 - b. Tax ID No: Provide the Taxpayer Identification Number used by the Internal Revenue Service in the administration of tax laws. The number may be a Social Security Number, Employer Identification Number, or Individual Taxpayer Identification Number.
 - c. Contact: If 4a above is an entity, identify the legally authorized representative for the entity. If the owner did not operate the waterworks, provide the name of the person with primary responsibility for operating the waterworks.
 - d. Mailing Address / City / State / Zip / Phone / Email Address: Enter the contact information as requested for the previous owner.
 - e. Printed Name / Title: Print the entity's or individual's name and title legibly.
- 5) **New Waterworks Owner:**
 - a. Name: Provide the legal name of the new entity or individual owning the waterworks.
 - b. Tax ID No: Provide the Taxpayer Identification Number used by the Internal Revenue Service in the administration of tax laws. The number may be a Social Security Number, Employer Identification Number, or Individual Taxpayer Identification Number.
 - c. Contact: If 5a above is an entity, identify the legally authorized representative for the entity. If the owner does not, or will not, operate the waterworks, also provide the name of the person with primary responsibility for managing and operating the waterworks.
 - d. New Waterworks Name: If the new owner proposes to change the name of the waterworks, possibly because the name of the business will change, enter the new waterworks name.
 - e. Mailing Address / City / State / Zip / Phone / Email Address: Enter the contact information as requested for the new owner.
 - f. Printed Name / Title: Print the entity's or individual's name and title legibly.

6) Signatures Required for Transfer of Ownership

The signatures of legally authorized representatives from the previous owner and new owner must be obtained before VDH will amend the Operation Permit to reflect the name of the new owner. If the former owner is not available, VDH will accept a deed, bill of sale, or other proof that the new owner has acquired a property interest in the waterworks

7) Definition of Legally Authorized Representative:

- ❖ **Corporation** – President, secretary, treasurer, vice-president, or any person registered as such with the Virginia State Corporation Commission
- ❖ **Partnership** – General partner
- ❖ **Sole Proprietorship** – Owner(s)
- ❖ **City, County, State, Federal, or other Public Facility** – Principal executive officer or ranking elected official
- ❖ **Limited Liability Company** – A member of the LLC
- ❖ **Trusts** – Acting trustee

Change of Ownership will be formally recognized by VDH-ODW by the issuance of an Amended Operation Permit for the Waterworks.



**Virginia Department of Health
Office of Drinking Water (ODW)**

METERING VARIANCE APPLICATION

Waterworks Name: _____

PWSID No. _____

I request a variance to 12VAC5-590-520 of the *Waterworks Regulations*, which will allow operation of this waterworks without metering of total water production. I understand this variance will be subject to the following conditions:

1. Total water production does not exceed 10,000 gallons per day (gpd).
2. The Variance will be automatically revoked at such time that the total water production exceeds 10,000 gpd.
3. The Variance will be automatically revoked at such time that a meter is installed.
4. The Variance will be nontransferable and must be attached to the Operation Permit.
5. The Variance will be a condition of the Operation Permit and will be revoked when the Permit is revoked.

The justification for this variance is as follows (check all that apply):

- Insufficient financial and technical resources needed to install meter(s).
Please explain (required) (attach additional sheets as necessary): _____

- No feasible location(s) to install meter(s).
 There have been no historical issues with providing adequate water capacity to meet system demands.
 No information on well yield and/or well pump capacity is/are available.
 Other: _____

Owner Signature: _____

Owner Name (printed): _____

Date: _____

Virginia Department of Health – Office of Drinking Water

Operation Permit Application

Instructions: This form is to be submitted by owners of existing facilities seeking a Waterworks Operation Permit. Mail or fax a signed and dated application to the Office of Drinking Water Field Office in your region. Retain a copy of the completed form for your records. This form contains personal information subject to disclosure under the Freedom of Information Act.

Applicant (Waterworks Owner)				
Name: <i>First Middle Last</i>		Affiliation: <i>business/organization name</i>		
Address: <i>street</i>				
City: <i>City</i>		State: <i>State</i>		City: <i>City</i>
Phone Number: <i>(xxx)xxx-xxxx</i>		Email: <i>email address</i>		
If Applicable: Federal Employer Identification Number (EIN): <i>enter number</i>			State EIN: <i>enter number</i>	
I hereby authorize the Virginia Department of Health, Office of Drinking Water to inspect all proposed facilities.				
Signature: _____			Date: _____	
Permit Information				
PWSID (if any): <i>XXXXXXXX</i>		City/County: <i>city/county</i>		
Waterworks Name: <i>name</i>				
Waterworks Description:				
Waterworks location) <i>Provide address or describe the location of the project</i>				
Describe the facilities served and the types of water use: <i>Describe the facilities served (i.e. restraint or bath house) and the types of water use (i.e. drinking, hand washing, food prep, ect)</i>				
Population Served:	Employees: <i>XX</i>	Customers: <i>XX</i>	Residents: <i>XX</i>	Others: <i>XX</i>
Period of Operation:	# Hours/Day: <i>XX</i>	# Days/Week: <i>XX</i>	#Months/Year: <i>XX</i>	
Water Source: <input type="checkbox"/> Surface Water <input type="checkbox"/> Well <input type="checkbox"/> Spring <input type="checkbox"/> Purchase-wholesaler name: <i>name</i>				
Records available: <input type="checkbox"/> Well Construction Information <input type="checkbox"/> Water Sample Data <input type="checkbox"/> Water Usage Data				
If water is treated, please describe: <i>Describe the types of treatment proposed in the order in which the water will be treated</i>				
Water served for drinking: <input type="checkbox"/> Tap/Fountain <input type="checkbox"/> Bottled <input type="checkbox"/> Both <input type="checkbox"/> Neither				
Is there a VDH issued Variance to allow bottled water for drinking? <input type="checkbox"/> Yes (attach copy) <input type="checkbox"/> No				
Existing Permit(s): <input type="checkbox"/> VDH-Food <input type="checkbox"/> VDH-Campground <input type="checkbox"/> VDH-Hotel/Motel <input type="checkbox"/> Onsite Sewer <input type="checkbox"/> Marina <input type="checkbox"/> Other: <i>describe</i>				
Permit Capacity:	Seats: <i>enter number</i>		Campsites: <i>enter number</i>	Rooms: <i>enter number</i>
	Sewer(gpd): <i>enter number</i>		Boat Slips: <i>enter number</i>	Other: <i>enter number</i>



Virginia Department of Health
Office of Drinking Water
Temporary Waterworks Operation Permit

(*Waterworks Owner*) is hereby granted permission to operate the (*name of service area and/or name of waterworks*), an unclassified, transient noncommunity waterworks located in (*City, Town or County*), subject to the attached Temporary Permit Requirements to protect public health and demonstrate compliance with Title 32.1 of the *Code of Virginia* and 12VAC5-590 *et seq.* of the Virginia *Waterworks Regulations*. The waterworks has a capacity of (*flowrate in gpd, or existing units as appropriate*). This temporary permit is issued with the understanding that this owner shall operate the waterworks in accordance with Part II of the Virginia *Waterworks Regulations* titled "Operation Regulations for Waterworks". This temporary permit does not suspend, minimize, or otherwise alter this owner's obligation to comply with applicable federal, state, or local laws and regulations or permits. This temporary permit shall expire on (*January 1, 2007*) or may be revoked at any time upon written notice of termination by the State Health Commissioner if it is determined that (*Waterworks Owner*) has failed to comply with any of the attached Temporary Permit Requirements pursuant to § 2.2-4000 *et seq.* of the *Code of Virginia*.

APPROVED _____

(*Director name*), PE, Engineering Field Director, (*Name*) Field Office

for the State Health Commissioner pursuant to VA Code § 2.2-604

OPERATION PERMIT CONDITIONS

Operation Permit No.: (*insert #*)
2015)

Effective Date: (*format: January 1,*

Waterworks Class: Unclassified
2015)

Expiration Date: (*format: January 1,*

Waterworks Name: (*name*)

OWNER:

corporation or individual as appropriate

Contact: *administrative contact name
address, city, state, zip code*

Phone:

Operator Requirements: Licensed operator is not required. Operating personnel shall be in attendance as necessary to perform monitoring and process evaluation, and to make any process adjustments.

Operation, monitoring, and reporting: Operation, monitoring, and reporting shall be in accordance with Title 32.1 of the *Code of Virginia* and 12VAC5-590 *et seq.* of the Virginia *Waterworks Regulations*.

Other Permits: This facility has been issued a Virginia Department of Health Sewage Disposal System Operation Permit with a daily flow capacity of 200 gpd

Waterworks Capacity:

Source Capacity:

Well #1 - yield (XXXX gpm)(1,440 min/day) = XXXX gpd

Well #1 – pump capacity (XXXX gpm)(1,440 min/day) = XXXX gpd

Storage and Delivery Requirements: The waterworks shall provide sufficient distribution storage and pumping capacity to meet peak hourly flow demand.

Permitted Capacity: This waterworks is permitted for a capacity of __ gpd due to (limited source capacity) (limited treatment capacity) (limited storage capacity) (VDH Sewage Disposal System permitted capacity) (other explanation). (However, the number of connections cannot exceed 49 until an acceptable additional source is provided.)

or

If gpd capacity cannot be determined:

This waterworks is permitted for a capacity limited to the existing (*X restaurant seats/X building structures/X campsites/other*) until (information on the well

yield/pump capacity/*other* is provided) (and) (the need for additional storage is evaluated).

TEMPORARY PERMIT REQUIREMENTS

Temporary Operation Permit No. (*insert #*)

(*Waterworks Name*)

(*Waterworks Owner*), owner of the (*waterworks name*) waterworks, shall comply with the temporary permit requirements below to protect public health and bring the (*waterworks name*) waterworks into compliance with Title 32.1 of the *Code of Virginia* and 12VAC5-590 *et seq.* of the Virginia *Waterworks Regulations (Regulations)*.

Examples:

1. Hire a Professional Engineer, licensed in the Commonwealth of Virginia, to provide the information necessary to resolve _____, as required by 12VAC5-590 _____ of the *Regulations*. Schedule a Preliminary Engineering Conference with the ODW _____ Field Office staff and the selected Professional Engineer. This meeting should be held in the ODW _____ Field Office **no later than** _____.
2. Submit engineering documents (plans and specifications, design calculations, etc.) for appropriate upgrades to bring the waterworks into compliance with the *Regulations* **no later than** _____. Such documentation is required by 12VAC5-590-200 of the *Regulations*.
3. Collect samples for inorganic chemicals, metals, radiological, nitrate/nitrite, unpreserved nitrite, volatile organic chemicals (VOCs) and cyanide from the (*Well Name or Number*) entry point. Sample collection shall begin **no later than** _____, and all samples shall be collected **no later than** _____. Sampling requirements are specified in 12VAC5-590-375 of the *Regulations*.
4. Collect ____ () lead and copper samples from approved locations within the distribution system **no later than June 30, _____**. A second set of ____ () lead and copper samples from approved locations within the distribution system must be collected **between July 1, _____ and December 31, _____**. Sampling requirements are specified in 12VAC5-590-375 of the *Regulations*.
5. Collect a series of twenty (20) MPN-type bacteriological samples from the raw water sample tap at (*Well Name or Number*) and have them analyzed by a certified laboratory. Sample collection shall begin with one raw water sample taken **no later than** _____, with succeeding individual samples taken approximately every two weeks until all 20 samples are collected and analyzed, with all MPN samples collected **no later than** _____. A Groundwater Under the Direct Influence of Surface Water (GUDI) determination is required by 12VAC5-590-430 of the *Regulations*.
6. Submit a Bacteriological Sample Siting Plan (BSSP), required by 12VAC5-590-375 A of the *Regulations*, for approval to the ODW _____ Field Office **no later than** _____.
7. Collect (*number*) routine bacteriological sample(s) monthly from approved locations in the distribution system and have them analyzed by a certified laboratory. Bacteriological sampling shall begin in (***month year***) **and continue each month** thereafter in accordance with the approved BSSP. Sampling requirements are specified in 12VAC5-590-375 of the *Regulations*.
8. Submit a Disinfectants/Disinfections Byproducts Monitoring Plan, required by 12VAC5-590-375 of the *Regulations*, for approval to the ODW _____ Field Office **no later than** _____.
9. Submit a Lead and Copper Materials Survey, as specified by 12VAC5-590-375 of the *Regulations*, for approval to the ODW _____ Field Office **no later than** _____.
10. Submit a Cross Connection and Backflow Prevention Program, as required by 12VAC5-590-600 B of the *Regulations*, for approval to the ODW _____ Field Office **no later than** _____.
11. Submit a waterworks permit application, as required by Title 32.1-172 of the *Code of Virginia*, to the ODW _____ Field Office **no later than** _____.
12. Submit a Waterworks Business Operation Plan (WBOP) to the ODW _____ Field Office for review and approval **no later than** _____. Completion of the WBOP is a requirement of Va. Code §32.1-172 and is a key element for establishing sustainable operations of the waterworks.
13. Submit a copy of a signed agreement with a waterworks operator with a Class 6 or higher Virginia license to operate a waterworks **no later than** _____. Waterworks Operator requirements are specified in 12VAC5-590-460 A of the *Regulations*.

14. Install a totalizing-type meter on the well discharge of the (*Well Name or Number*), in accordance with 12VAC5-590-520 B of the *Regulations*, **no later than** _____. Record meter readings and number of connections monthly on the Monthly Operation Report form submitted to the ODW _____ Field Office **by the 10th of the month** following the reporting period.
15. Install a threadless raw water sample tap, pointing downward, on the discharge of the well pump, prior to [treatment and] storage, **no later than** _____. This requirement is specified in 12VAC5-590-1030A of the *Regulations*.

OPERATION PERMIT VARIANCE

(*Waterworks Name*)

Permit No. _____

This Variance to 12VAC5-590-520 of the *Waterworks Regulations* allows operation of this waterworks without metering of total water production, subject to the following conditions:

1. Total water production does not exceed 10,000 gallons per day (gpd).
2. This Variance will be automatically revoked at such time that the total water production exceeds 10,000 gpd.
3. This Variance will be automatically revoked at such time that a meter is installed.
4. This Variance is nontransferable and must be attached to the Operation Permit.
5. This Variance is a condition of the Operation Permit and is revoked when the Permit is revoked.

INSTRUCTIONS: Complete / select items shown with *italics*, and convert to regular font. Print on Field Office letterhead. Pages are 1" top, bottom, and side margins.

CERTIFIED MAIL – RETURN RECEIPT REQUESTED

SUBJECT: County/City
Waterworks: Waterworks Name
PWSID No: PWSID

Date

Waterworks Owner
Address 1
Address 2
City, State, Zip Code

Dear (Waterworks Owner)

In accordance with *Code of Virginia* §32.1-173, you are hereby notified of the Virginia Department of Health determination that Permit Number _____ issued on _____ covering the operation of the waterworks at (service area name) in (County name or City), Virginia is no longer valid. *Code of Virginia* §32.1-167 states that a "waterworks" means a system that serves piped water for human consumption to at least 15 service connections or 25 or more individuals for at least 60 days out of the year. The permit is determined to be no longer valid because your system (describe current service), which does not meet the definition of a waterworks.

Upon any changes in operation of your water system such that the definition of a waterworks described above may be met, you are required to contact me at (phone number) to determine if your water system is subject to the Virginia *Waterworks Regulations*. Failure to do so may leave you subject to enforcement actions.

Sincerely,

Director name, PE,
Engineering Field Director

cc: Local Health Department, attn: Health Director
County Administrator
County Building Official

Estimated Maximum Daily Water Demand Table^{1,2}

Table 1-3 Planning guide for water use

Type of Establishment	Water Used <i>gpd (L/day)</i>	
Airport (per passenger)	3-5	(11-19)
Apartment, multiple family (per resident)	60	(227)
Bathhouse (per bather)	10	(38)
Camp		
Construction, semipermanent (per worker)	50	(189)
Day, no meals served (per camper)	15	(57)
Luxury (per camper)	100-150	(379-568)
Resort, day and night, limited plumbing (per camper)	50	(189)
Tourist, central bath and toilet facilities (per person)	35	(132)
Cottage, seasonal occupancy (per resident)	50	(189)
Court, tourist, individual bath units (per person)	50	(189)
Club		
Country (per resident member)	100	(379)
Country (per nonresident member present)	25	(95)
Dwelling		
Boardinghouse (per boarder)	50	(189)
Additional kitchen requirements for nonresident boarders	10	(38)
Luxury (per person)	100-150	(379-568)
Multiple-family apartment (per resident)	40	(151)
Rooming house (per resident)	60	(227)
Single family (per resident)	50-75	(189-284)
Estate (per resident)	100-150	(379-568)
Factory (gallons per person per shift)	15-35	(57-132)
Highway rest area (per person)	5	(19)
Hotel		
Private baths (2 persons per room)	60	(227)
No private baths (per person)	50	(189)
Institution other than hospital (per person)	75-125	(284-473)
Hospital (per bed)	250-400	(946-1,514)
Laundry, self-serviced (gallons per washing [per customer])	50	(189)
Livestock (per animal)		
Cattle (drinking)	12	(45)
Dairy (drinking and servicing)	35	(132)
Goat (drinking)	2	(8)
Hog (drinking)	4	(15)
Horse (drinking)	12	(45)
Mule (drinking)	12	(45)
Sheep (drinking)	2	(8)
Steer (drinking)	12	(45)

¹Additional demand may be due to fire flow, irrigation, swimming pools, or other outside uses.

²Copied from AWWA Design and Construction of Small Systems, 1999.

Table 1-3 Planning guide for water use (*continued*)

Type of Establishment	Water Used <i>gpd (L/day)</i>	
Motel		
Bath, toilet, and kitchen facilities (per bed space)	50	(189)
Bed and toilet (per bed space)	40	(151)
Park		
Overnight, flush toilets (per camper)	25	(95)
Trailer, individual bath units, no sewer connection (per trailer)	25	(95)
Trailer, individual baths, connected to sewer (per person)	50	(189)
Picnic		
Bathhouses, showers, and flush toilets (per picnicker)	20	(76)
Toilet facilities only (gallons per picnicker)	10	(38)
Poultry		
Chickens (per 100)	5-10	(19-38)
Turkeys (per 100)	10-18	(38-68)
Restaurant		
Toilet facilities (per patron)	7-10	(26-38)
No toilet facilities (per patron)	2½-3	(9-11)
Bar and cocktail lounge (additional quantity per patron)	2	(8)
School		
Boarding (per pupil)	75-100	(284-379)
Day, cafeteria, gymnasiums, and showers (per pupil)	25	(95)
Day, cafeteria, no gymnasiums or showers (per pupil)	20	(76)
Day, no cafeteria, gymnasiums, or showers (per pupil)	15	(57)
Service station (per vehicle)	10	(38)
Store (per toilet room)	400	(1,514)
Swimming pool (per swimmer)	10	(38)
Theater		
Drive-in (per car space)	5	(19)
Movie (per auditorium seat)	5	(19)
Worker		
Construction (per person per shift)	50	(189)
Day (school or offices per person per shift)	15	(57)

